

ADVENTURE

G 310 GS	192	F 900 XR	242
F 750 GS	200	S 1000 XR	252
F 850 GS	214	R 1250 GS	262
F 850 GS ADVENTURE	230	R 1250 GS ADVENTURE	284

**WHATEVER HAPPENS:
KEEP RIDING.**

THERE ARE NO WRONG WAYS.
ONLY DETOURS.



ACCESSORIES FOR BMW G 310 GS



STORAGE

SMALL TOPCASE, 30 L

The waterproof plastic topcase offers enough space for a helmet with a volume of 30 litres. The lid, which is available in Black storm metallic, Light white or Racing red, and the soft-close hinges, which allow the lid to be lowered gently, underline the high-quality appeal.

Only available in conjunction with luggage carrier, topcase carrier and matching outer shell.
For information on speed and load limitations, please refer to the instruction booklet.
For more detailed information, contact your authorised BMW Motorrad dealership or go online at bmw-motorrad.com.

1 Black storm metallic



2 Light white



2 Racing red



LIGHT TOPCASE, 29 L



With a volume of 29 litres, the light topcase offers enough space for a helmet and convinces in everyday life as well as on short tours. The black plastic topcase is lockable, has a large reflector on the rear side and a BMW badge on the lid. The maximum payload is 3 kg.

Only available in conjunction with luggage grid.
For information on speed and load restrictions, please refer to the instruction booklet.

LINER FOR TOPCASE



Makes loading and unloading a topcase even easier. The liner comes with a practical carry handle and can be folded flat when not in use.

TANK BAG, 13–20 L



The tank bag made of durable polyester offers many clever details and can be extended from 13 to 20 litres as required. Extra space is available in the map pocket and two exterior pockets. The smart fastener design guarantees a secure hold and extremely practical handling.



DESIGN

DECORATIVE STICKER SET

The decorative "Wild" sticker set is perfectly tailored to the motorcycle and creates an attractive, unique look. High-contrast stripes in black and white run across the entire vehicle, creating a striking image reminiscent of a tiger. In addition, the rim rings of contrasting colour ensure attention.

The decorative G310 GS sticker set is perfectly tailored to the motorcycle and creates an attractive, unique look. Apart from the lines in white, blue and yellow, which accentuate the angular design of the motorcycle, rim rings of contrasting colour attract a lot of attention.

1 Decorative WILD sticker set



2 GS decorative sticker set



LED INDICATORS



A shining example: The beautifully designed LED indicators with white turn indicator glass convince with their slim design and modern lighting technology. They respond much faster than incandescent lamps and are virtually wear-free. This provides a clear safety advantage in road traffic.

Note the differences in national-market versions. To be fitted and/or enabled in a specialist workshop, ideally at your authorised BMW Motorrad dealership.



ERGONOMICS & COMFORT

HIGH SEAT



With a seat height of 850 mm, the high seat offers even tall riders a very high level of seating and riding comfort, thus also preventing signs of fatigue.

High seat
Seat height 850 mm

LOW SEAT



15 mm lower than the standard version, this low seat makes climbing on off easier and keeps the ground within easy reach.

Low seat
Seat height 820 mm

ADJUSTABLE HANDBRAKE LEVER / CLUTCH LEVER

The ergonomically optimised handbrake and clutch levers can be adjusted in four steps making it easy to attain the preferred grip width. The two-tone look with black powder coating and a chrome-plated adjustment wheel emphasises the individuality of the motorcycle.

SPORT WINDSCREEN, BLACK (NOT SHOWN)

The black-coloured sport windscreen noticeably relieves the wind pressure on the upper body and gives the machine an extra touch of sportiness. This makes it possible to cover stretches even at high speed in a more relaxed manner.

1 Adjustable handbrake lever



2 Adjustable clutch lever



HEATED GRIPS AND SWITCHES

The three-stage adjustable heated grips keep hands and fingers comfortably warm even on cold days.

For more detailed information, contact your authorised BMW Motorrad dealership or go online at [bmw-motorrad.com](https://www.bmw-motorrad.com).
To be fitted and/or enabled in a specialist workshop, ideally at your authorised BMW Motorrad dealership.



NAVIGATION & COMMUNICATION

BMW MOTORRAD NAVIGATOR VI (INCL. 4-BUTTON CRADLE MOUNT)

With the multifunctional Navigator VI, route planning becomes child's play. The system with 16 GB flash memory and a five-inch touch screen always shows the right way, and the waterproof display is easy to read even in direct sunlight. The high-resolution screen provides all the essential information and ensures that you can see the big picture required in every situation. Numerous additional functions make planning and touring an exciting experience. Plan your routes can be created according to your personal preferences and enjoy driving on winding and quiet side roads. In unknown terrain, the "round trip" option is a good choice as it reliably guides the rider at the end of the tour back to the starting point. The Bluetooth connection to the BMW Motorrad communication system and the optional Smartphone Link app enable multimedia on the go: navigation announcements, telephone calls and music streaming as well as the retrieval of weather forecasts or traffic jam information are no problem. Operation is via the stable Mount Cradle; the four buttons can also be accurately controlled while wearing gloves. Choose the pre-installed map data, and you will always be up to date thanks to lifelong, free map updates.



Only in combination with bracket for navigation systems.
Note the differences in national-market versions.

BMW MOTORRAD SMARTPHONE CRADLE

BMW Motorrad's robust smartphone cradle provides a safe and protected place for your smartphone. This means that useful functions such as navigation information and online information can also be used while you are on the move. Thanks to the handy charging function, your smartphone is also always ready for action on extended bike tours.



Only in combination with bracket for BMW Motorrad navigation systems.

SAFETY

HAND PROTECTORS



The hand protector, made of impact-resistant and UV-resistant plastic, also protects the operating elements against branches and stone chips while riding off-road, and is aerodynamically tailored to the vehicle. On the road, the wind and weather protection offered by the protectors is also impressive: hands and fingers stay longer dry and warm even at low temperatures.

ENGINE PROTECTION BAR



The stainless steel engine protection bars protect the bike without compromising the lean angle.

Both the combination with the standard engine spoiler and with the aluminium bash plate is possible.

SPRAY GUARD COVER (NOT SHOWN)

The rear-wheel cover with splash protection protects the rear of the vehicle from dirt both on wet roads and off the road, for example when riding through mud puddles. This keeps the rear light and number plate, but also a mounted topcase and other luggage items protected from dirt longer.

ALUMINIUM BASH PLATE

The robust and lightweight aluminium engine guard effectively protects the lower area of the motorcycle against stone chips and damage, such as when bottoming out. It is wider and longer than the standard engine guard. Its elegant design emphasises the high-quality character of the bike.



MAINTENANCE & TECHNOLOGY

POWER SOCKET



Electronic devices can be connected to the vehicle electrical system via the 12V power socket. One example of this is the BMW USB charger, which can be used to charge and operate mobile phones and MP3 players with an appropriate interface while riding.

To be fitted and/or enabled in a specialist workshop, ideally at your authorised BMW Motorrad dealership.



ACCESSORIES FOR BMW F 750 GS



HP PARTS

HP SPORT SILENCER

The high-end titanium-clad silencer delivers an impressively rich sound and is a clear avowal to racing, both visually and acoustically. The high-quality slip-on model offers a weight saving of approx. 2.3 kg compared to the standard model thanks to its lightweight design.

Note the differences in national-market versions.
To be fitted and/or enabled in a specialist workshop, ideally at your authorised BMW Motorrad dealership.

1 HP Sports silencer



2 HP Sports silencer, black



HP CLUTCH LEVER / HP HANDBRAKE LEVER

The HP clutch lever made of grey anodised aluminium emphasises the sportiness of the bike and can be ergonomically adjusted to the hand width in three steps.

The HP handbrake lever can be ergonomically adjusted to the hand width in five steps. Both are milled from a high-strength aluminium alloy that is completely resistant to corrosion and integrate perfectly into the bike's sporty design in terms of colour.

To be fitted and/or enabled in a specialist workshop, ideally at your authorised BMW Motorrad dealership.



STORAGE

VARIABLE TOPCASE

The variable topcase with its patented two-stage adjustment mechanism offers a variable volume from 25 to 35 litres. The black topcase made of robust plastic is waterproof, suitable for off-road use and has a large GS inscription.

Only available in conjunction with a topcase rack. For information on speed and load limitations, please refer to the instruction booklet.

1 Variable topcase



2 Backrest pad for variable topcase



VARIABLE CASES

The variable cases are fitted with a patented adjustment system, allowing their capacity to be reduced from 68l (39l left, 29l right) to 50l (30l left, 20l right). This is particularly useful in city traffic, because the width is reduced by 120 mm.

Not available in combination with case rack.
For information on speed and load limitations, please refer to the instruction booklet.



LINER FOR VARIABLE CASE AND VARIABLE TOPCASE

The liners for the variable case and variable topcase get the luggage organised and facilitates loading and unloading. The bag is quick to hand and easy to carry thanks to the carry handle and shoulder strap. Practical details include the mesh partition with a zippered compartment in the lid and the volume which can be varied by an all-round zipper.



CASE AND TOPCASE RACKS FOR VARIABLE CASE AND VARIABLE TOPCASE

The variable cases can be easily and securely attached to the sturdy case racks on both sides of the motorcycle. The topcase holder is used to securely mount the variable topcase.

1 Case holder for variable case



2 Topcase carrier for variable topcase



TANK BAG, 8-14 L

The tank bag with an expandable volume from 8 to 14 litres is the ideal companion for short trips. The water-repellent external pocket, the splash-proof cable duct, the integrated rain cover with a transparent window and the all-round function bar are practical features that leave nothing to be desired.

For information on speed and load restrictions, please refer to the instruction booklet.



MAP POCKET FOR TANK BAG

Even today, many tour riders do not want to do without reliable road maps. The ideal solution is the removable map pocket in A4 format with waterproof roll closure. It can be fastened securely to the tank bag with hook and loop fasteners; the stiffened bottom prevents it from flapping in the oncoming wind.



Original BMW Motorrad equipment is available from your authorised BMW Motorrad dealership.



BAG FOR PASSENGER SEAT, 2.5–8 L

With a volume of 2.5 to 8 litres, this durable bag for the passenger seat offers enough storage space for the daily ride to work or for day trips. The three-sided zip fastener allows quick access, while the functional carrying handle facilitates transport.

For information on speed and load restrictions, please refer to the instruction booklet.



ADDITIONAL BAG UNDER LUGGAGE GRID

The small and practical bag made of durable polyester fabric with a PVC coating creates additional stowage space under the luggage grid. This means that smaller items that the rider does not want to do without on the road are always on board.

Not available in conjunction with the aluminium luggage grid.



DESIGN

DECORATIVE STICKER SETS

Attracts everyone's attention: the decorative sticker sets are perfectly tailored to the motorcycle and create an attractive, unique look. The stickers are characterised by metallic colour effects and high colour brilliance. Moreover, the tapes are extremely weather-resistant and can be attached easily and bubble-free using the supplied mounting accessories. .

1 Decorative Free sticker set



2 Decorative Fresh sticker set



3 Decorative Lines sticker set



4 Decorative New Ways sticker set



LED INDICATORS

A shining example: The beautifully designed LED indicators with white turn indicator glass convince with their slim design and modern lighting technology. They respond much faster than incandescent lamps and are virtually wear-free. This provides a clear safety advantage in road traffic.

Note the differences in national-market versions.
To be fitted and/or enabled in a specialist workshop,
ideally at your authorised BMW Motorrad dealership.



ERGONOMICS & COMFORT

WINDSCREENS

The small, tinted windscreen impresses with good wind and weather protection and emphasises the sporty look of the motorcycle.

The large, tinted windscreen offers superior wind and weather protection and emphasises the sporty look of the motorcycle.

With the windscreen adjustment, the rider can vary the position of the large windscreen and the touring windscreen in two stages.

Note the differences in national-market versions. To be fitted and/or enabled in a specialist workshop, and ideally at your authorised BMW Motorrad dealership.

1 Small windscreen, tinted



2 Large windscreen, tinted



3 Large windscreen, clear



4 Windscreen adjustment



SEATS

The comfort seat with its additional upholstery and a wider seat area offers noticeable benefits in seating comfort and therefore even more carefree miles for both rider and passenger.

15 mm lower than the standard version, this low seat makes climbing on and off easier and keeps the ground within easy reach. Many riders feel safer thanks to the reduced seat height, because they can manoeuvre and control their bike more easily. The attractive two-colour design in black/red or black/grey contributes to the individualisation of the motorcycle.

The higher Rallye seat impresses thanks to its great ground accessibility, particularly hard padding for off-road use and striking Enduro appearance.

The standard seat with its two-colour design in black/red or black/grey contributes to the customisation of the motorcycle.

1 Comfort seat



2 Low seat, black/grey



3 Low seat, black/red



4 Rallye seat



5 Seat, black/grey



6 Seat, black/red



ENDURO FOOTREST & FOOT LEVER

The wider and longer stainless steel Enduro footrest offers more grip and allows better off-road vehicle control. The gear lever with adjustable kick lever can be operated even better, especially when riding off-road in a standing position. The height-adjustable footbrake lever has a wider step and a patented folding mechanism.

To be fitted and/or enabled in a specialist workshop, ideally at your authorised BMW Motorrad dealership.



RIDER FOOTRESTS, ADJUSTABLE

The spring-loaded rider footrest with plastic footplate is adjustable in three positions and offers maximum comfort and surefootedness on and off-road. This means additional stability and even better control of the motorcycle when riding in a standing position, especially off-road.

To be fitted and/or enabled in a specialist workshop, ideally at your authorised BMW Motorrad dealership.

1 Adjustable rider footrest



2 Adjustable rider footrest, black



AUTOMATIC CHAIN LUBRICATION SYSTEM

The chain lubricating system automatically supplies the drive chain with lubricant while riding. However, the system only works while the engine is running. The continuous lubrication minimises friction and wear of the chain drive, reduces maintenance and care efforts and thus increases the service life of the chain.

To be fitted and/or enabled in a specialist workshop, ideally at your authorised BMW Motorrad Retailer.



HEATED GRIPS AND SWITCHES (NOT SHOWN)

Comfort meets safety. The practical heated grips keep hands pleasantly warm even on cold days and also more responsive. The grip heating controlled by the on-board computer continuously detects the outside temperature via sensors and adjusts the heat output.

To be fitted and/or enabled in a specialist workshop, ideally at your authorised BMW Motorrad Retailer.

CENTRE STAND (NOT SHOWN)

The stable centre stand ensures a safe standing position for the motorcycle even on slopes and offers advantages, for example, when mounting cases and topcases or for minor maintenance work such as tyre pressure control or chain maintenance. The motorcycle also takes up less space when parked upright.

Not available in conjunction with OE No. 499 lowered suspension option.
To be fitted and/or enabled in a specialist workshop, ideally at your authorised BMW Motorrad Retailer.

PRO GEAR-SHIFT ASSIST (NOT SHOWN)

The shift assistant Pro allows shifting up and down in almost all load ranges and engine speed ranges without actuating the clutch or throttle. The assistant thus ensures noticeably reduced shifting times, a relief of the clutch hand and thus greater comfort and dynamics.

To be fitted and/or enabled in a specialist workshop, ideally at your authorised BMW Motorrad Retailer.

HANDLEBAR RISER (NOT SHOWN)

The handlebar extension of 15 mm allows a comfortable sitting and standing position and makes handling the bike off-road noticeably easier.

Not available in conjunction with OE navigation preparation and OA smartphone cradle bracket.
To be fitted and/or enabled in a specialist workshop, ideally at your authorised BMW Motorrad Retailer.

PRO RIDING MODES RETROFIT SET (NOT SHOWN)

The Pro riding modes can be retroactively retrofitted using an activation code. Riders of older motorcycles therefore do not have to do without modern safety features. Depending on the year of manufacture, retrofitting is possible with the Pro, Pro with DTC or Pro with ABS Pro, DTC and HSC modes.

To be fitted and/or enabled in a specialist workshop, ideally at your authorised BMW Motorrad Retailer.



NAVIGATION

& COMMUNICATION

BMW MOTORRAD NAVIGATOR VI

With the multifunctional Navigator VI, route planning becomes child's play. The system with 16 GB flash memory and a five-inch touch screen always shows the right way. Thanks to the circular polarisation filter (CPOL), the waterproof display is easy to read even in direct sunlight. The high-resolution screen in a casing similar to a smartphone provides all the essential information and ensures that you can see the big picture required in every situation. Numerous additional functions make planning and touring an exciting experience. Plan your routes can be created according to your personal preferences and enjoy driving on winding and quiet side roads. In unknown terrain, the "round trip" option is a good choice as it reliably guides the rider at the end of the tour back to the starting point. The Bluetooth connection to the BMW Motorrad communication system and the optional Smartphone Link app enable multimedia on the go: navigation announcements, telephone calls and music streaming as well as the retrieval of weather forecasts or traffic jam information are no problem. Navigation preparation adds further functions such as "My Motorcycle", and the multi-controller on the handlebars offers an alternative control option. Choose the pre-installed map data, and you will always be up to date thanks to lifelong, free map updates.

Note the differences in national-market versions.
Only available in conjunction with OE navigation preparation.



BMW MOTORRAD SMARTPHONE CRADLE

BMW Motorrad's robust smartphone cradle provides a safe and protected place for your smartphone. This means that useful functions such as navigation information and online information can also be used while you are on the move. Thanks to the handy charging function, your smartphone is also always ready for action on extended bike tours.

Only in combination with bracket for BMW Motorrad navigation devices.



NAVIGATION PREPARATION RETROFIT SET (NOT SHOWN)

The navigation preparation retrofit set with a holder and Mount Cradle for the instrument cluster integrates the BMW Navigator neatly into the cockpit and thus into the rider's direct field of vision. The navigation system is secured against theft and can be conveniently operated via the Multi-Controller on the handlebars.

Not available in conjunction with the Smartphone Cradle or handlebar extension.
To be fitted and/or enabled in a specialist workshop, ideally at your authorised BMW Motorrad Retailer.

SAFETY

HAND PROTECTORS



The hand protector, made of impact-resistant and UV-resistant plastic, also protects the operating elements against branches and stone chips while riding off-road, and is aerodynamically tailored to the vehicle. On the road, the wind and weather protection offered by the protectors is also impressive: hands and fingers stay longer dry and warm even at low temperatures.

To be fitted and/or enabled in a specialist workshop, ideally at your authorised BMW Motorrad Retailer.

ENDURO ALUMINIUM ENGINE GUARD (NOT SHOWN)

This sturdy Enduro aluminium engine guard was specially constructed for off-road use and provides optimal protection for the lower section of the engine.

To be fitted and/or enabled in a specialist workshop, ideally at your authorised BMW Motorrad Retailer.

PLASTIC ENGINE GUARD



The robust plastic engine guard protects the engine against flying stones. The necessary attachments are included.

To be fitted and/or enabled in a specialist workshop, ideally at your authorised BMW Motorrad Retailer.

ENGINE PROTECTION BAR



The stainless steel engine protection bar provides effective protection for the motor housing without compromising the lean angle.

To be fitted and/or enabled in a specialist workshop, ideally at your authorised BMW Motorrad Retailer.

HEADLIGHT GUARD

(FOR OFF-ROAD USE ONLY)



The stable headlight guard effectively protects the bike in demanding Enduro use against damage to the LED headlight. The polycarbonate headlight guard does not have vehicle type approval, but can be attached to and detached from the headlight in a matter of seconds once the supplied adapter has been installed.

To be fitted and/or enabled in a specialist workshop, ideally at your authorised BMW Motorrad Retailer.

PROTECTIVE GLASS FOR

6.5-INCH TFT DISPLAY



The protective glass reliably protects the 6.5-inch TFT display from dirt, flying stones and damage. The hardened glass has an anti-glare and anti-reflective surface, so that the TFT display can be read easily. With BMW Motorrad inscription.

To be fitted and/or enabled in a specialist workshop, ideally at your authorised BMW Motorrad Retailer.

LED ADDITIONAL HEADLIGHTS



The powerful LED additional headlights in a compact aluminium housing ensure better vision and visibility even in fog, rain or snowfall. At the same time, with their white, daylight-like light colour, they ensure differentiated illumination of the road, thus perfectly complementing the main headlight. LED technology ensures virtually wear-free operation.

To be fitted and/or enabled in a specialist workshop, ideally at your authorised BMW Motorrad Retailer.

ANTI-THEFT ALARM

RETROFIT SET

(NOT SHOWN)

NEW

Strong protection from theft: If the motorcycle is moved or struck violently, the anti-theft alarm system responds with a clearly audible signal and a flashing warning light. The acoustic and optical warning will draw the attention of passers-by quickly. The alarm system is activated automatically when the ignition is switched off.

Note the differences in national-market versions.
To be fitted and/or enabled in a specialist workshop, ideally at your authorised BMW Motorrad Retailer.

TYRE PRESSURE CONTROL

RETROFIT SET

(NOT SHOWN)

Tyre Pressure Control (TPC) with all functions can be retrofitted by installing the control unit. TPC provides reliable information about the current tyre pressure and warns the rider about pressure loss at an early stage. The corresponding notifications and instructions are provided by the on-board computer in the cockpit.

To be fitted and/or enabled in a specialist workshop, ideally at your authorised BMW Motorrad Retailer.

OUTPUT REDUCTION

RETROFIT SET

(NOT SHOWN)

The power reduction retrofit to 35 kW (48 hp) is an attractive option for beginners and returning riders. This leaves nothing to be desired when it comes to riding pleasure and feeling. The engine can be brought back to its full power later on, if desired. The power reduction is carried out by means of an enabling code.

To be fitted and/or enabled in a specialist workshop, ideally at your authorised BMW Motorrad Retailer.

ABS PRO RETROFIT SET

(NOT SHOWN)

To be fitted and/or enabled in a specialist workshop, ideally at your authorised BMW Motorrad Retailer.

ACTIVATION CODE FOR DTC

(NOT SHOWN)

Dynamic Traction Control (DTC) ensures greater riding stability and controls wheel slip even when leaning into corners to prevent the rear wheel from spinning. Depending on the riding mode, DTC allows more or less slip and thus guarantees the maximum safety and riding dynamics on different routes.

To be fitted and/or enabled in a specialist workshop, ideally at your authorised BMW Motorrad Retailer.



ACCESSORIES FOR BMW F 850 GS



HP PARTS

HP SPORT SILENCER

The high-end titanium-clad silencer delivers an impressively rich sound and is a clear avowal to racing, both visually and acoustically. The high-quality slip-on model offers a weight saving of approx. 2.3 kg compared to the standard model thanks to its lightweight design.

Note the differences in national-market versions.
To be fitted and/or enabled in a specialist workshop, ideally at your authorised BMW Motorrad Retailer.

1 HP sports silencer



2 HP sports silencer, black



HP CLUTCH LEVER / HP HANDBRAKE LEVER

The HP clutch lever made of grey anodised aluminium emphasises the sportiness of the bike and can be ergonomically adjusted to the hand width in three steps.

The HP handbrake lever can be ergonomically adjusted to the hand width in five steps. Both are milled from a high-strength aluminium alloy that is completely resistant to corrosion and integrates perfectly into the bike's sporty design in terms of colour.

To be fitted and/or enabled in a specialist workshop, ideally at your authorised BMW Motorrad Retailer.



STORAGE

ALUMINIUM CASES

The perfect solution for touring fans who place the highest demands on themselves and their equipment: the aluminium case for mounting on the left-hand side offers 44 litres of storage space. This robust piece of transport equipment is dust- and waterproof. Many functional details impress even under extreme conditions. The perfect solution for touring fans who place the highest demands on themselves and their equipment: The aluminium case for mounting on the right-hand side offers 36 litres of storage space. This robust piece of transport equipment is dust- and waterproof. Many practical details impress even under extreme conditions.

Not available in conjunction with LED indicators at the rear with short base TNR 8 522 499; install LED indicators with long base TNR 8 522 500 if necessary. For information on speed and load restrictions, please refer to the instruction booklet.

1 Aluminium case



2 Aluminium case, black



ALUMINIUM TOPCASE

The waterproof topcase has a capacity of 32 litres and lashing eyes for securing additional luggage. And with the optional backrest pad added, it provides increased comfort for the passenger.

For information on speed and load limitations, please refer to the instruction booklet.

1 Aluminium topcase, black, 32l



2 Aluminium topcase, 32l



3 Backrest pad for aluminium topcase



CASE HOLDER AND TOPCASE CARRIER FOR ALUMINIUM CASE AND ALUMINIUM TOPCASE

The aluminium case can be easily and securely attached to the sturdy case rack made of polished stainless steel. The stainless steel crossbar connects the right and left case rack and ensures a high level of stability even when the bike has a full load. The aluminium topcase can be easily and securely attached to the sturdy topcase carrier made of polished stainless steel.

1 Case holder for aluminium case, left and right



2 Topcase carrier for aluminium topcase



LINER FOR ALUMINIUM CASES AND TOPCASE

The waterproof liner gets the luggage organised and facilitates loading and unloading. The carry handle and shoulder strap make the bag easy to access and transport. Alternatively, the sturdy bag can also be attached to the outside of the case, creating additional storage space.

CARRY HANDLE FOR ALUMINIUM CASE / TOPCASE

Convenient and functional: The practical carry handles for aluminium cases and topcases make it easy to transport the luggage to and from the bike. If the cases are mounted, additional luggage can also be attached to the handles.



LUGGAGE COMPARTMENT SEPARATING NET FOR ALUMINIUM CASES

The luggage net for aluminium cases and topcases creates more order and makes it easier to access frequently used items. The highly flexible net is attached to the inside of the lid and ensures that luggage such as raincoats, folding backpacks, toiletry bags and sneakers are always at hand when the case is opened.



ATACAMA LUGGAGE SYSTEM

The Atacama side bags convince with clever details and a combined storage volume of 60 litres. In addition to the waterproof liners, various storage compartments provide additional space. Quick-release fasteners for easy mounting on the motorcycle and sturdy carry handles ensure a secure hold and extremely practical handling.

The extremely durable Atacama roll bag sports many clever details and an enormous storage volume of 40 litres.

The Atacama side bags and roll bag and other pieces of luggage or helmets can be secured to the motorcycle using the lockable tension straps with steel core.

1
Only available in conjunction with case holder for aluminium cases. For information on speed and load restrictions, please refer to the instruction booklet.

3
For information on speed and load limitations, please refer to the instruction booklet. Worn off at points of contact.

1 Atacama side bags



2 Tensioning straps for Atacama side bags, lockable



3 Atacama roll bag, 40l



4 Tensioning strap for Atacama roll bag, lockable



VARIABLE CASES

With its patented adjustment mechanism, the variable cases offer stowage space of 30 to 39 litres (left) and 20 to 29 litres (right). The adjustable volume offers benefits, especially in city traffic, as the width of the cases can be reduced at the same time. Naturally the variable cases are waterproof and also suitable for off-road use.

Only available in combination with case holder. For information on speed and load limitations, please refer to the instruction booklet.



VARIABLE TOPCASE

The variable topcase with its patented two-stage adjustment mechanism offers a variable volume from 25 to 35 litres. The black topcase made of robust plastic is waterproof, suitable for off-road use and has a large GS inscription.

Only available in conjunction with a topcase holder. For information on speed and load limitations, please refer to the instruction booklet.

1 Variable topcase



2 Backrest pad for variable topcase



CASE HOLDER AND TOPCASE CARRIER FOR VARIABLE CASE AND VARIABLE TOPCASE

The variable cases can be easily and securely attached to the sturdy case holders on both sides of the motorcycle.

The topcase carrier is used to securely mount the variable topcase.

Only available in conjunction with a topcase rack. For information on speed and load limitations, please refer to the instruction booklet.

1 Case holders for variable cases



2 Topcase carrier for variable topcase



LINER FOR
VARIABLE CASE AND TOPCASE

The liners for the variable case and the variable topcase gets the luggage organised and facilitates loading and unloading. The bag is quick to hand and easy to carry thanks to the carry handle and shoulder strap. Practical details include the mesh partition with a zipped compartment in the lid and the volume which can be varied by an all-round zip.



TANK BAG, 8–14 L

The tank bag with an expandable volume from 8 to 14 litres is the ideal companion for short trips. The water-repellent external pocket, the splash-proof cable duct, the integrated rain cover with a transparent window and the all-round function bar are practical features that leave nothing to be desired.

For information on speed and load limitations, please refer to the instruction booklet.



MAP POCKET FOR TANK BAG

Even today, many tour riders do not want to do without reliable road maps. The ideal solution is the removable map pocket in A4 format with waterproof roll closure. It can be fastened securely to the tank bag with hook and loop fasteners; the stiffened bottom prevents it from flapping in the oncoming wind.



BAG FOR PASSENGER SEAT, 2.5–8 L

With a volume of 2.5 to 8 litres, this durable bag for the passenger seat offers enough storage space for the daily ride to work or for day trips. The three-sided zip fastener allows quick access, while the functional carrying handle facilitates transport.

For information on speed and load restrictions, please refer to the instruction booklet.



ADDITIONAL BAG UNDER
LUGGAGE GRID

The small and practical bag made of durable polyester fabric with a PVC coating creates additional stowage space under the standard luggage grid. This means that smaller items that the rider does not want to do without on the road are always on board.

Not available in conjunction with the aluminium luggage grid.



DESIGN

LED INDICATORS

A shining example: The beautifully designed LED indicators with white turn indicator glass convince with their slim design and modern lighting technology. They respond much faster than incandescent lamps and are virtually wear-free. This provides a clear safety advantage in road traffic.

Note the differences in national-market versions. To be fitted and/or enabled in a specialist workshop, ideally at your authorised BMW Motorrad Retailer.



DECORATIVE STICKER SETS

Attracts everyone's attention: the decorative sticker sets are perfectly tailored to the motorcycle and create an attractive, unique look. The stickers are characterised by metallic colour effects and high colour brilliance. Moreover, the tapes are extremely weather-resistant and can be attached easily and bubble-free using the supplied mounting accessories.

1 Decorative Free sticker set



2 Decorative Fresh sticker set



3 Decorative Lines sticker set



4 Decorative New Ways sticker set



Original BMW Motorrad equipment is available from your authorised BMW Motorrad Retailer.

ERGONOMICS & COMFORT

ENDURO FOOTREST/FOOT LEVER

The wider and longer stainless steel Enduro footrest offers more grip and allows better off-road vehicle control. The gear lever with adjustable kick lever can be operated even better, especially when riding off-road in a standing position. The height-adjustable footbrake lever has a wider step and a patented folding mechanism.

To be fitted and/or enabled in a specialist workshop, ideally at your authorised BMW Motorrad Retailer.



RIDER FOOTRESTS, ADJUSTABLE

The spring-loaded rider footrest with plastic footplate is adjustable in three positions and offers maximum comfort and surefootedness on and off-road. This means additional stability and even better control of the motorcycle when riding in a standing position, especially off-road.

To be fitted and/or enabled in a specialist workshop, ideally at your authorised BMW Motorrad Retailer.

1 Rider footrests, adjustable

2 Black rider footrest, adjustable



WINDSCREENS

The touring windscreen is approx. 80 mm higher and 30 mm wider than the standard windscreen and therefore offers noticeably improved wind and weather protection as well as greater overall touring comfort. The scratch-resistant coating guarantees lasting transparency, while the clear look emphasises the high-quality appearance.

The small windscreen impresses with good wind and weather protection and underlines the sporty look of the motorcycle. The scratch-resistant coating ensures long-term unimpeded visibility. The small version is slightly lower than the standard windscreen but just as wide.

The large windscreen offers superior wind and weather protection for the rider and impresses with improved touring comfort.

With the windscreen adjustment, the rider can vary the position of the large windscreen and the touring windscreen in two stages.

To be fitted and/or enabled in a specialist workshop, ideally at your authorised BMW Motorrad Retailer. Please note the specifications for different countries.

1 Touring windscreen, clear

2 Touring windscreen, tinted

3 Small windscreen, clear



4 Small windscreen, tinted

5 Large windscreen, tinted

6 Windscreen adjustment



HIGH HANDLEBARS (NOT SHOWN)

The high handlebars are 14 mm higher than the standard handlebars. This not only enables an upright and comfortable sitting position, but also makes riding while standing particularly comfortable. Secure handling of the motorcycle is noticeably easier (particularly in the standing position) – an indispensable advantage for Enduro riders.

To be fitted and/or enabled in a specialist workshop, ideally at your authorised BMW Motorrad Retailer.

RALLYE SEAT

Increased seat height, narrow shape for great ground accessibility, particularly hard padding for off-road use – the Rallye seat has everything to be desired for tough Enduro use. Moreover, its slim silhouette impressively emphasises the motorcycle's striking off-road look.



COMFORT SEAT

The comfort seat with its additional upholstery and a wider seat area offers noticeable benefits in seating comfort and therefore even more carefree miles for both rider and passenger.



TWO-COLOURED SEAT

15 mm lower than the standard version, this low seat makes climbing on and off easier and keeps the ground within easy reach. Many riders feel safer thanks to the reduced seat height, because they can manoeuvre and control their bike more easily. The attractive two-colour design in black/red or black/grey contributes to the individualisation of the motorcycle.

The standard seat with its two-colour design in Black/Red or Black/Grey contributes to the customisation of the motorcycle.

- 1

Seat height: 790 mm;
step length: 1,790 mm
- 2

Seat height: 790 mm;
step length: 1,790 mm
- 3

Seat height: 815 mm;
step length: 1,830 mm
- 4

Seat height: 815 mm;
step length: 1,830 mm

1 Low seat, black/grey



2 Low seat, black/red



3 Seat, black/grey



4 Seat, black/red



CENTRE STAND
(NOT SHOWN)

The stable main stand ensures a safe standing position for the motorcycle even on slopes and offers advantages, for example, when mounting cases and topcases or for minor maintenance work such as tyre pressure control or chain maintenance. The motorcycle also takes up less space when parked upright.

Not available in conjunction with OE No. 499 lowered suspension option.
To be fitted and/or enabled in a specialist workshop, ideally at your authorised BMW Motorrad Retailer.

PRO GEAR-SHIFT ASSIST
(NOT SHOWN)

The shift assistant Pro allows shifting up and down in almost all load ranges and engine speed ranges without actuating the clutch or throttle. The assistant thus ensures noticeably reduced shifting times, a relief of the clutch hand and thus greater comfort and dynamics.

To be fitted and/or enabled in a specialist workshop, ideally at your authorised BMW Motorrad Retailer.

HEATED GRIPS AND SWITCHES
(NOT SHOWN)

Comfort meets safety. The practical heated grips keep hands pleasantly warm even on cold days and also more responsive. The grip heating controlled by the on-board computer continuously detects the outside temperature via sensors and adjusts the heat output.

To be fitted and/or enabled in a specialist workshop, ideally at your authorised BMW Motorrad Retailer.

PRO RIDING MODES RETROFIT SET
(NOT SHOWN)

The Pro riding modes can be retrofitted using an enabling code. Riders of older motorcycles therefore do not have to do without modern safety features. Depending on the year of manufacture, retrofitting is possible with the Pro, Pro with DTC or Pro with ABS Pro, DTC and HSC modes.

To be fitted and/or enabled in a specialist workshop, ideally at your authorised BMW Motorrad Retailer.

NAVIGATION & COMMUNICATION

BMW MOTORRAD NAVIGATOR VI

With the multifunctional Navigator VI, route planning becomes child's play. The system with 16 GB flash memory and a five-inch touch screen always shows the right way. Thanks to the circular polarisation filter (CPOL), the waterproof display is easy to read even in direct sunlight. The high-resolution screen in a casing similar to a smartphone provides all the essential information and ensures that you can see the big picture required in every situation. Numerous additional functions make planning and touring an exciting experience. Plan your routes can be created according to your personal preferences and enjoy driving on winding and quiet side roads. In unknown terrain, the "round trip" option is a good choice as it reliably guides the rider at the end of the tour back to the starting point. The Bluetooth connection to the BMW Motorrad communication system and the optional Smartphone Link app enable multimedia on the go: navigation announcements, telephone calls and music streaming as well as the retrieval of weather forecasts or traffic jam information are no problem. Navigation preparation adds further functions such as "My Motorcycle", and the multi-controller on the handlebars offers an alternative control option. Choose the pre-installed map data, and you will always be up to date thanks to lifelong, free map updates.

Note the differences in national-market versions.
Only available in conjunction with OE navigation preparation.



BMW MOTORRAD SMARTPHONE CRADLE

BMW Motorrad's robust smartphone cradle provides a safe and protected place for your smartphone. This means that useful functions such as navigation information and online information can also be used while you are on the move. Thanks to the handy charging function, your smartphone is also always ready for action on extended bike tours.

Only in combination with bracket for BMW Motorrad navigation devices.



Original BMW Motorrad equipment is available from your authorised BMW Motorrad Retailer.

SAFETY

HAND PROTECTORS

The hand protector, made of impact-resistant and UV-resistant plastic, also protects the operating elements against branches and stone chips while riding off-road, and is aerodynamically tailored to the vehicle. On the road, the wind and weather protection offered by the protectors is also impressive: hands and fingers stay longer dry and warm even at low temperatures.

To be fitted and/or enabled in a specialist workshop, ideally at your authorised BMW Motorrad Retailer.



ENGINE PROTECTION BAR



The stainless steel engine protection bar provides effective protection for the motor housing without compromising the lean angle.

To be fitted and/or enabled in a specialist workshop, ideally at your authorised BMW Motorrad Retailer.

ENDURO ALUMINIUM ENGINE GUARD (NOT SHOWN)

This sturdy Enduro aluminium engine guard was specially constructed for off-road use and provides optimal protection for the lower section of the engine.

To be fitted and/or enabled in a specialist workshop, ideally at your authorised BMW Motorrad Retailer.

LED ADDITIONAL HEADLIGHTS



The powerful LED additional headlights in a compact aluminium housing ensure better vision and visibility even in fog, rain or snowfall. At the same time, with their white, daylight-like light colour, they ensure differentiated illumination of the road, thus perfectly complementing the main headlight. LED technology ensures virtually wear-free operation.

HEADLIGHT GUARD (FOR OFF-ROAD USE ONLY)

The stable headlight guard effectively protects the bike in demanding Enduro use against damage to the LED headlight. The polycarbonate headlight guard does not have vehicle type approval, but can be attached to and detached from the headlight in a matter of seconds once the supplied adapter has been installed.

To be fitted and/or enabled in a specialist workshop, ideally at your authorised BMW Motorrad Retailer.



PROTECTIVE GLASS FOR 6.5-INCH TFT DISPLAY

The protective glass reliably protects the 6.5-inch TFT display from dirt, flying stones and damage. The hardened glass has an anti-glare and anti-reflective surface, so that the TFT display can be read easily. With BMW Motorrad inscription.



ANTI-THEFT ALARM RETROFIT SET (NOT SHOWN)

NEW

Strong protection from theft: If the motorcycle is moved or struck violently, the anti-theft alarm system responds with a clearly audible signal and a flashing warning light. The acoustic and optical warning will draw the attention of passers-by quickly. The alarm system is activated automatically when the ignition is switched off.

Note the differences in national-market versions. To be fitted and/or enabled in a specialist workshop, ideally at your authorised BMW Motorrad Retailer.

TYRE PRESSURE CONTROL RETROFIT SET (NOT SHOWN)

Tyre Pressure Control (TPC) with all functions can be retrofitted by installing the control unit. TPC provides reliable information about the current tyre pressure and warns the rider about pressure loss at an early stage. The corresponding notifications and instructions are provided by the on-board computer in the cockpit.

To be fitted and/or enabled in a specialist workshop, ideally at your authorised BMW Motorrad Retailer.

ABS PRO RETROFIT SET (NOT SHOWN)

To be fitted and/or enabled in a specialist workshop, ideally at your authorised BMW Motorrad Retailer.



MAINTENANCE & TECHNOLOGY

AUTOMATIC CHAIN LUBRICATION SYSTEM

The chain lubricating system automatically supplies the drive chain with lubricant while riding. However, the system only works while the engine is running. The continuous lubrication minimises friction and wear of the chain drive, reduces the amount of maintenance and care needed and thus increases the service life of the chain.

To be fitted and/or enabled in a specialist workshop, ideally at your authorised BMW Motorrad Retailer.



OUTPUT REDUCTION RETROFIT SET (NOT SHOWN)

The power reduction retrofit to 35 kW (48hp) is an attractive option for beginners and returning riders. This leaves nothing to be desired when it comes to riding pleasure and feeling. The engine can be brought back to its full power later on, if desired. The power reduction is carried out by means of an enabling code.

To be fitted and/or enabled in a specialist workshop, ideally at your authorised BMW Motorrad Retailer.



ACCESSORIES FOR BMW F 850 GS ADVENTURE



HP PARTS

HP SPORT SILENCER

The high-end titanium-clad silencer delivers an impressively rich sound and is a clear avowal to racing, both visually and acoustically. The high-quality slip-on model offers a weight saving of approx. 2.3 kg compared to the standard model thanks to its lightweight design.

Note the differences in national-market versions.
To be fitted and/or enabled in a specialist workshop, ideally at your authorised BMW Motorrad Retailer.

1 HP sports silencer



2 HP sports silencer, black



HP CLUTCH LEVER / HP HANDBRAKE LEVER

The HP clutch lever made of grey anodised aluminium emphasises the sportiness of the bike and can be ergonomically adjusted to the hand width in three steps.

The HP handbrake lever can be ergonomically adjusted to the hand width in five steps. Both are milled from a high-strength aluminium alloy that is completely resistant to corrosion and integrate perfectly into the bike's sporty design in terms of colour.

To be fitted and/or enabled in a specialist workshop, ideally at your authorised BMW Motorrad Retailer.



STORAGE

ALUMINIUM CASES

The perfect solution for touring fans who place the highest demands on themselves and their equipment: the aluminium case for mounting on the left-hand side offers 44 litres of storage space. This robust piece of transport equipment is dust- and waterproof. Many functional details impress even under extreme conditions. The perfect solution for touring fans who place the highest demands on themselves and their equipment: The aluminium case for mounting on the right-hand side offers 36 litres of storage space. This robust piece of transport equipment is dust- and waterproof. Many practical details impress even under extreme conditions.

Not available in conjunction with LED indicators at the rear with short base TNR 8 522 499; install LED indicators with long base TNR 8 522 500 if necessary. For information on speed and load restrictions, please refer to the instruction booklet.

1 Aluminium case



2 Aluminium case, black



ALUMINIUM TOPCASE

The waterproof topcase has a capacity of 32 litres and lashing eyes for securing additional luggage. And with the optional backrest pad added, it provides increased comfort for the passenger.

For information on speed and load limitations, please refer to the instruction booklet.

1 Aluminium topcase, black, 32l



2 Aluminium topcase, 32l




3 Backrest pad for aluminium topcase



CASE HOLDERS FOR ALUMINIUM CASES

The aluminium case can be easily and securely attached to the sturdy case rack made of polished stainless steel. The stainless steel crossbar connects the right and left case rack and ensures a high level of stability even when the bike has a full load. The aluminium topcase can be easily and securely attached to the sturdy topcase carrier made of polished stainless steel.



CARRY HANDLE FOR ALUMINIUM CASE/TOPCASE



Convenient and functional: The practical carry handles for aluminium cases and topcases make it easy to transport the luggage to and from the bike. If the cases are mounted, additional luggage can also be attached to the handles.

LINER FOR ALUMINIUM CASES AND TOPCASE



The waterproof liner gets the luggage organised and facilitates loading and unloading. The carry handle and shoulder strap make the bag easy to access and transport. Alternatively, the sturdy bag can also be attached to the outside of the case, creating additional storage space.

LUGGAGE COMPARTMENT SEPARATING NET FOR ALUMINIUM CASES

The luggage net for aluminium cases and topcases creates more order and makes it easier to access frequently used items. The highly flexible net is attached to the inside of the lid and ensures that luggage such as raincoats, folding backpacks, toiletry bags and sneakers are always at hand when the case is opened.



ATACAMA LUGGAGE SYSTEM

The extremely durable Atacama luggage roll sports many clever details and an enormous storage volume of 40 litres. The Atacama side bags and roll bag and other pieces of luggage or helmets can be secured to the motorcycle using the lockable tension straps with steel core.

The Atacama side bags convince with clever details and a combined storage volume of 60 litres. In addition to the waterproof liners, various storage compartments provide additional space. Quick-release fasteners for easy mounting on the motorcycle and sturdy carry handles ensure a secure hold and extremely practical handling.

For information on speed and load restrictions, please refer to the instruction booklet.
Only available in conjunction with case rack for aluminium cases. For information on individual speed and load restrictions, please refer to the instruction booklet.

1 Atacama roll bag, 40 l



2 Tensioning strap for Atacama roll bag, lockable



3 Atacama side bags



4 Tensioning straps for Atacama side bags, lockable



TANK BAG, 8–14 L

The tank bag with an expandable volume from 8 to 14 litres is the ideal companion for short trips. The water-repellent external pocket, the splash-proof cable duct, the integrated rain cover with a transparent window and the all-round function bar are practical features that leave nothing to be desired.

For information on speed and load limitations, please refer to the instruction booklet.

MAP POCKET FOR TANK BAG

Even today, many tour riders do not want to do without reliable road maps. The ideal solution is the removable map pocket in A4 format with waterproof roll closure. It can be fastened securely to the tank bag with hook and loop fasteners; the stiffened bottom prevents it from flapping in the oncoming wind.

BAG FOR PASSENGER SEAT, 2.5–8 L

With a volume of 2.5 to 8 litres, this durable bag for the passenger seat offers enough storage space for the daily ride to work or for day trips. The three-sided zip fastener allows quick access, while the functional carrying handle facilitates transport.

For information on speed and load restrictions, please refer to the instruction booklet.



DESIGN

LED INDICATORS

A shining example: The beautifully designed LED indicators with white turn indicator glass convince with their slim design and modern lighting technology. They respond much faster than incandescent lamps and are virtually wear-free. This provides a clear safety advantage in road traffic.

Note the differences in national-market versions.
To be fitted and/or enabled in a specialist workshop, ideally at your authorised BMW Motorrad Retailer.



ERGONOMICS & COMFORT

RIDER FOOTRESTS, ADJUSTABLE

The spring-loaded rider footrest with plastic footplate is adjustable in three positions and offers maximum comfort and surefootedness on and off-road. This means additional stability and even better control of the motorcycle when riding in a standing position, especially off-road.

To be fitted and/or enabled in a specialist workshop, ideally at your authorised BMW Motorrad Retailer.

1 Rider footrests, adjustable



2 Black rider footrest, adjustable



SEATS

15 mm lower than the standard version, this low seat makes climbing on and off easier and keeps the ground within easy reach. Many riders feel safer thanks to the reduced seat height, because they can manoeuvre and control their bike more easily. The attractive two-colour design in Black/Red or Black/Grey contributes to the individualisation of the motorcycle.

The standard seat with its two-colour design in Black/Red or Black/Grey contributes to the customisation of the motorcycle.

Increased seat height, narrow shape for great ground accessibility, particularly hard padding for off-road use – the Rallye seat has everything to be desired for tough Enduro use. Moreover, its slim silhouette impressively emphasises the motorcycle's striking off-road look.

- 1

Seat height: 790 mm;
step length: 1,790 mm
- 2

Seat height: 790 mm;
step length: 1,790 mm
- 3

Seat height: 815 mm;
step length: 1,830 mm
- 4

Seat height: 815 mm;
step length: 1,830 mm
- 5

Seat height: 845 mm;
step length: 1,900 mm

1 Low seat, black/grey



2 Low seat, black/red



3 Seat, black/grey



4 Seat, black/red



5 Rallye seat



Original BMW Motorrad equipment is available from your authorised BMW Motorrad Retailer.

WINDSCREENS

The tinted touring windscreen is approx. 80 mm higher and 30 mm wider than the standard windscreen and therefore offers noticeably improved wind and weather protection as well as greater overall touring comfort. The scratch-resistant coating guarantees lasting transparency, the tinting additionally enhances the motorcycle's appearance.

The large windscreen offers superior wind and weather protection for the rider and impresses with improved touring comfort even on longer motorway stretches. The scratch-resistant coating ensures long-term unimpeded visibility.

The large, tinted windscreen offers superior wind and weather protection for the rider and impresses with improved touring comfort even on longer motorway stretches. The tint emphasises the sporty look of the motorcycle, while the scratch-resistant coating ensures long-term unimpeded visibility.

The tinted wind deflectors with their stylish look give the bike a particularly casual touch and provide greater riding comfort on every journey.

To be fitted and/or enabled in a specialist workshop, ideally at your authorised BMW Motorrad Retailer.
Note the differences in national-market versions. To be fitted and/or enabled in a specialist workshop, ideally at your authorised BMW Motorrad Retailer.

1 Touring windscreen, tinted



2 Large windscreen, clear



3 Large windscreen, tinted



4 Wind deflector, tinted



CENTRE STAND (NOT SHOWN)

The stable main stand ensures a safe standing position for the motorcycle even on slopes and offers advantages, for example, when mounting cases and topcases or for minor maintenance work such as tyre pressure control or chain maintenance. The motorcycle also takes up less space when parked upright.

Not available in conjunction with OE No. 499 lowered suspension option.
To be fitted and/or enabled in a specialist workshop, ideally at your authorised BMW Motorrad Retailer.

HEATED GRIPS AND SWITCHES (NOT SHOWN)

Comfort meets safety. The practical heated grips keep hands pleasantly warm even on cold days and also more responsive. The grip heating controlled by the on-board computer continuously detects the outside temperature via sensors and adjusts the heat output.

To be fitted and/or enabled in a specialist workshop, ideally at your authorised BMW Motorrad Retailer.

PRO GEAR-SHIFT ASSIST (NOT SHOWN)

The shift assistant Pro allows shifting up and down in almost all load ranges and engine speed ranges without actuating the clutch or throttle. The assistant thus ensures noticeably reduced shifting times, a relief of the clutch hand and thus greater comfort and dynamics.

To be fitted and/or enabled in a specialist workshop, ideally at your authorised BMW Motorrad Retailer.

NAVIGATION & COMMUNICATION

BMW MOTORRAD NAVIGATOR VI

With the multifunctional Navigator VI, route planning becomes child's play. The system with 16 GB flash memory and a five-inch touch screen always shows the right way. Thanks to the circular polarisation filter (CPOL), the waterproof display is easy to read even in direct sunlight. The high-resolution screen in a casing similar to a smartphone provides all the essential information and ensures that you can see the big picture required in every situation. Numerous additional functions make planning and touring an exciting experience. Plan your routes can be created according to your personal preferences and enjoy driving on winding and quiet side roads. In unknown terrain, the "round trip" option is a good choice as it reliably guides the rider at the end of the tour back to the starting point. The Bluetooth connection to the BMW Motorrad communication system and the optional Smartphone Link app enable multimedia on the go: navigation announcements, telephone calls and music streaming as well as the retrieval of weather forecasts or traffic jam information are no problem. Navigation preparation adds further functions such as "My Motorcycle", and the multi-controller on the handlebars offers an alternative control option. Choose the pre-installed map data, and you will always be up to date thanks to lifelong, free map updates.

Note the differences in national-market versions.
Only available in conjunction with OE navigation preparation.



BMW MOTORRAD SMARTPHONE CRADLE

BMW Motorrad's robust smartphone cradle provides a safe and protected place for your smartphone. This means that useful functions such as navigation information and online information can also be used while you are on the move. Thanks to the handy charging function, your smartphone is also always ready for action on extended bike tours.

Only in combination with bracket for BMW Motorrad navigation devices.



SAFETY

ENDURO ALUMINIUM ENGINE GUARD (NOT SHOWN)

This sturdy Enduro aluminium engine guard was specially constructed for off-road use and provides optimal protection for the lower section of the engine.

To be fitted and/or enabled in a specialist workshop, ideally at your authorised BMW Motorrad Retailer.

LED ADDITIONAL HEADLIGHTS

The powerful LED additional headlights in a compact aluminium housing ensure better vision and visibility even in fog, rain or snowfall. At the same time, with their white, daylight-like light colour, they ensure differentiated illumination of the road, thus perfectly complementing the main headlight. LED technology ensures virtually wear-free operation.



HEADLIGHT GUARD (FOR OFF-ROAD USE ONLY)



The stable headlight guard effectively protects the bike in demanding Enduro use against damage to the LED headlight. The polycarbonate headlight guard does not have vehicle type approval, but can be attached to and detached from the headlight in a matter of seconds once the supplied adapter has been installed.

To be fitted and/or enabled in a specialist workshop, ideally at your authorised BMW Motorrad Retailer.

PROTECTIVE GLASS FOR 6.5-INCH TFT DISPLAY



The protective glass reliably protects the 6.5-inch TFT display from dirt, flying stones and damage. The hardened glass has an anti-glare and anti-reflective surface, so that the TFT display can be read easily. With BMW Motorrad inscription.

MAINTENANCE & TECHNOLOGY

AUTOMATIC CHAIN LUBRICATION SYSTEM

The chain lubricating system automatically supplies the drive chain with lubricant while riding. However, the system only works while the engine is running. The continuous lubrication minimises friction and wear of the chain drive, reduces the amount of maintenance and care needed and thus increases the service life of the chain.

To be fitted and/or enabled in a specialist workshop, ideally at your authorised BMW Motorrad Retailer.



ACCESSORIES FOR BMW F 900 XR



STORAGE

TOURING CASE

With a volume of approx. 31 litres on the left and 32 litres on the right, the high-quality hard shell touring case offers ample space for luggage. The splashproof case with painted lid can be locked and is the perfect travel companion for short or longer tours.

Available in Asphalt grey metallic matt, Granite grey metallic matt (not shown), Light white and Racing red.

For information on speed and load restrictions, please refer to the instruction booklet.

1 Touring case in Asphalt grey metallic matt



2 Touring case, Light white



3 Touring case, Racing red



LINER FOR TOURING CASE

The matching liner for the touring case gets the luggage organised and facilitates loading and unloading. The carry handle and shoulder strap make the bag easy to access and transport. Functional details include the three-sided zip fastener and separate net compartment in the lid.



CASE HOLDER

NEW

The sturdy case holder allows easy and secure installation of the touring case. Even if the case is not mounted, the discreet black holder is hardly noticeable on the bike.



SOFT CASE

NEW

The high-quality soft case made of durable polyester convinces with practical details and a storage volume of 20 litres (total volume of left soft case and right soft case). Features such as the waterproof liner, the all-round zipper, the carrying handle and the quick-release fastener for easy mounting on the motorcycle ensure a secure hold and practical handling.



SMALL TOPCASE, 30 L

The waterproof plastic topcase offers enough space for a helmet with a volume of 30 litres. The lid, which is available in Asphalt Grey metallic matt, Black Storm metallic or Light White, and the soft-close hinges, which allow the lid to be lowered gently, underline the high-quality appeal.

Only in conjunction with luggage carrier, topcase carrier and corresponding outer shell. For information on speed and load limitations, please refer to the instruction booklet.
For more detailed information, contact your authorised BMW Motorrad Retailer or go online at [bmw-motorrad.com](https://www.bmw-motorrad.com).



LINER FOR TOPCASE

The matching tailored liner for the topcase gets the luggage organised and facilitates loading and unloading. The carry handle and shoulder strap make the bag easy to access and transport. The practical details include the outside pocket and the three-sided zipper.



LARGE TANK BAG

NEW

The tank bag, made of durable polyester fabric, offers many intelligent details. Its volume can be extended from 11 to 16 litres as required. Extra space is available in the map pocket and exterior pockets. The smart belt fastener design guarantees a secure hold and extremely functional handling.



SMALL TANK BAG

NEW

The small, durable tank bag with belt attachment is the ideal companion for short trips. The main compartment with removable waterproof liner, the cable duct, the storage space volume of 5.5. litres, the carry handle and the removable shoulder strap are handy qualities that leave almost nothing to be desired.



LUGGAGE GRID

NEW

A topcase or other pieces of luggage can be easily and securely attached to the sturdy luggage carrier made of powder-coated die-cast aluminium. Since the luggage carrier is attached to the motorcycle in a vibration-free manner, the riding characteristics improve noticeably with the topcase mounted, especially at higher speeds.



DESIGN

OPTION 719 SILVER MIRRORS



The Option 719 silver-coloured mirrors are made of milled aluminium and highlight the high-quality character of the bike.

The low-vibration construction and aerodynamic shape ensure excellent visibility. The attractive design also creates a strong individualisation effect.

ADJUSTABLE RIDER FOOTRESTS

NEW



The rider footrest made of black anodised aluminium combines a dynamic look with ergonomics and sportiness at the highest level. Thanks to the ribbed tread surface and three-step height adjustment, it provides additional support and optimum vehicle control.

Available from Q3/2020.

FOLDABLE BRAKE LEVER AND CLUTCH LEVER

NEW



The handbrake lever can be adjusted in five positions for the preferred grip range and, thanks to the folding mechanism, has a defined folding moment.

The clutch lever can be adjusted in three positions for the preferred grip range and, thanks to the folding mechanism, has a defined folding moment.

Available from Q3/2020.

To be fitted and/or enabled in a specialist workshop, ideally at your authorised BMW Motorrad Retailer.

HANDBRAKE LEVER AND CLUTCH LEVER PROTECTORS

NEW



The clutch lever protector also makes a clear statement of uncompromising sportiness on the road. The curved bow made of aluminium and plastic protects the clutch lever on the handlebars from being unintentionally actuated due to contact with another vehicle or damaging the bike if it falls over.

The handbrake lever protector protects the handbrake lever from accidental contact while riding and also if the bike falls over.

Available from Q3/2020.

ENGINE SPOILER

The elegant three-part engine spoiler made of shatterproof and UV-resistant plastic ensures an individual sporty look. The side sections, painted in Granite grey metallic and Racing red create a striking visual accent.

Available from Q3/2020.

- 1 Engine spoiler, Granite grey metallicNEW
- 2 Engine spoiler, Racing redNEW



ERGONOMICS & COMFORT

WINDSCREENS

The tinted windscreen emphasises the sporty look of the motorcycle. The scratch-resistant coating ensures long-term unimpeded visibility. The dimensions and shape are identical to those of the standard version, which means that the windscreen also offers good wind and weather protection.

The Sport windscreen in clear glass is approx. 20 mm shorter than the standard windscreen and highlights the sporty look of the bike. The screen was developed in the BMW wind tunnel and offers good wind and weather protection even at higher speeds. The scratch-resistant coating ensures long-term unimpeded visibility.

Tinted windscreen
(not shown)

- 1 Sport windscreenNEW
- 2 Sport windscreen, tintedNEW



HEATED GRIP RETROFIT SET
(NOT SHOWN)

No more cold hands: This is ensured by the electric heating grips with multi-stage control. This increases comfort and provides more safety, because with warm hands and more feeling in the fingers, the vehicle can simply be controlled better. The heated grip is conveniently operated via a combination switch on the handlebars.

For more detailed information, contact your authorised BMW Motorrad Retailer or go online at [bmw-motorrad.com](https://www.bmw-motorrad.com). To be fitted and/or enabled in a specialist workshop, ideally at your authorised BMW Motorrad Retailer.

CRUISE CONTROL RETROFIT SET
(NOT SHOWN)

The electronic cruise control can be activated from 30 km/h and keeps the riding speed constant. This makes it possible to enjoy longer motorway stretches in a relaxed style. The function is deactivated on braking, and the selected speed is automatically adopted after activating the Resume button.

LOW-SLUNG
(NOT SHOWN)NEW

The changes in the chassis resulting from the lowered suspension reduce the vehicle height and the seat height. This means that even smaller riders can enjoy improved stability and have better control over their machine when manoeuvring.

SEATS

The comfort seat with additional padding offers noticeable benefits in seating comfort and therefore even more carefree miles, especially for tall riders. The seat height is higher compared to the standard seat. This means that even long daily stages can be enjoyed in a relaxed style and without fatigue.

The low seat makes it easier to get on and off and improves ground accessibility. Many riders feel safer thanks to the reduced seat height, because they can manoeuvre and control their motorcycle more easily. The high-quality surface material in black corresponds to the standard equipment.



CENTRE STAND

The stable centre stand ensures a safe stand for the motorcycle even on slopes and offers advantages, for example, when refuelling, mounting cases and topcases or checking tyre pressure. The motorcycle also takes up less space when parked upright.



SHIFT ASSISTANT PRO (NOT SHOWN)

The shift assistant Pro allows shifting up and down in almost all load ranges and engine speed ranges without clutch control. The assistant thus ensures noticeably reduced shifting times, a relief of the clutch hand and thus more comfort, dynamics and riding pleasure.

To be fitted and /or enabled in a specialist workshop, ideally at your authorised BMW Motorrad Retailer.

NAVIGATION & COMMUNICATION

BMW MOTORRAD NAVIGATOR VI

With the multifunctional Navigator VI, route planning becomes child's play. The system with 16 GB flash memory and a five-inch touch screen always shows the right way. Thanks to the circular polarisation filter (CPOL), the waterproof display is easy to read even in direct sunlight. The high-resolution screen in a casing similar to a smartphone provides all the essential information and ensures that you can see the big picture required in every situation. Numerous additional functions make planning and touring an exciting experience. Plan your routes can be created according to your personal preferences and enjoy driving on winding and quiet side roads. In unknown terrain, the "round trip" option is a good choice as it reliably guides the rider at the end of the tour back to the starting point. The Bluetooth connection to the BMW Motorrad communication system and the optional Smartphone Link app enable multimedia on the go: navigation announcements, telephone calls and music streaming as well as the retrieval of weather forecasts or traffic jam information are no problem. Navigation preparation adds further functions such as "My Motorcycle", and the multi-controller on the handlebars offers an alternative control option. Choose the pre-installed map data, and you will always be up to date thanks to lifelong, free map updates.

Note the differences in national-market versions. Only available in conjunction with OE navigation preparation.
Not available in conjunction with the smartphone cradle holder or handlebar extension.
To be fitted and/or enabled in a specialist workshop, ideally at your authorised BMW Motorrad Retailer.



NAVIGATION PREPARATION RETROFIT SET (NOT SHOWN)

The retrofit set includes navigation preparation with Multi-Controller, holder and Mount Cradle for the navigation device. This allows the BMW Navigator to be neatly integrated into the cockpit in the rider's direct field of vision. The system is secured against theft and can be operated via the Multi-Controller on the handlebars.

BMW MOTORRAD SMARTPHONE CRADLE

BMW Motorrad's robust smartphone cradle provides a safe and protected place for your smartphone. This means that useful functions such as navigation information and online information can also be used while you are on the move. Thanks to the handy charging function, your smartphone is also always ready for action on extended bike tours.

Only in combination with bracket for BMW Motorrad navigation devices.
Not available in conjunction with preparation for navigation device or handlebar riser.
To be fitted and/or enabled in a specialist workshop, ideally at your authorised BMW Motorrad Retailer.



SAFETY

HAND PROTECTORS

NEW

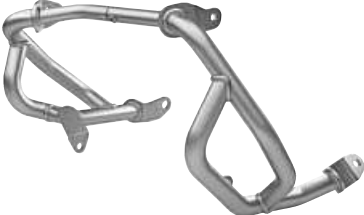


The hand protector, made of impact-resistant and UV-resistant plastic, also protects the operating elements against branches and stone chips while riding off-road, and is aerodynamically tailored to the vehicle. On the road, the wind and weather protection offered by the protectors is also impressive: hands and fingers stay longer dry and warm even at low temperatures.

To be fitted and/or enabled in a specialist workshop, ideally at your authorised BMW Motorrad Retailer.

ENGINE PROTECTION BAR

NEW



The electropolished stainless steel sturdy engine protection bar reliably protects the engine housing against damage from the bike falling over or in the event of a fall without compromising the lean angle. It blends perfectly with the bike's design.

LED ADDITIONAL HEADLIGHTS

The powerful LED additional headlights extend the illumination to ensure the required vision in poor visibility conditions. Thus they perfectly complement the main headlight. LED technology ensures virtually wear-free operation.

To be fitted and/or enabled in a specialist workshop, ideally at your authorised BMW Motorrad Retailer. The additional headlights are approved for use as fog lights, and may only be used in poor weather conditions. Country-specific road traffic regulations apply.



PROTECTIVE GLASS FOR 6.5-INCH TFT DISPLAY

The protective glass reliably protects the 6.5-inch TFT display from dirt, flying stones and damage. The tempered glass has an anti-glare and anti-reflective surface, so that it is still easy to read the TFT display. With BMW Motorrad inscription.



ACTIVATION CODE
DYNAMIC ENGINE BRAKE CONTROL
(NOT SHOWN)

NEW

The MSR engine drag torque control reliably prevents unstable riding conditions that can occur during overrun mode or when shifting down due to excessive slip on the rear wheel. In this case, MSR increases the engine torque by opening the throttle valves to reduce slip and stabilise the motorcycle.

ANTI-THEFT ALARM RETROFIT SET
(NOT SHOWN)

NEW

Strong protection from theft: If the motorcycle is moved or struck violently, the anti-theft alarm system responds with a clearly audible signal and a flashing warning light. The acoustic and optical warning will draw the attention of passers-by quickly. The alarm system is activated automatically when the ignition is switched off.

Note the differences in national-market versions. To be fitted and/or enabled in a specialist workshop, ideally at your authorised BMW Motorrad Retailer.

TYRE PRESSURE CONTROL RETROFIT SET
(NOT SHOWN)

NEW

Tyre Pressure Control (TPC) with all functions can be retrofitted by installing the control unit. TPC provides reliable information about the current tyre pressure and warns the rider about pressure loss at an early stage. The corresponding notifications and instructions are provided by the on-board computer in the cockpit.

To be fitted and/or enabled in a specialist workshop, ideally at your authorised BMW Motorrad Retailer.

MAINTENANCE
& TECHNOLOGY

OUTPUT REDUCTION 35 KW / 48 HP
(NOT SHOWN)

NEW

The power reduction retrofit to 35 kW (48 hp) is an attractive option for beginners and returning riders. This leaves nothing to be desired when it comes to riding pleasure and feeling. The engine can be brought back to its full power later on, if desired. The power reduction is carried out by means of an enabling code.

Original BMW Motorrad equipment is available from your authorised BMW Motorrad Retailer.



ACCESSORIES FOR BMW S 1000 XR

Model code 0D03, 0D13



HP PARTS

HP SPORT SILENCER



The HP sports silencer is completely made of titanium and its excellent sound makes every ride a sporty experience. Thanks to its lightweight titanium design, the end cap and the large carbon heat shield, it weighs 0.5 kg less than the standard silencer.

Mounting instructions are available from your authorised BMW Motorrad Retailer.

HP AXLE PROTECTORS



The HP axle protectors for the front axle are made of highly abrasion-resistant plastic. They feature the BMW and HP inscription and protect the front fork from scratches if the bike falls or tips over.

Mounting instructions are available from your authorised BMW Motorrad Retailer.

HP FOOTRESTS FOR RIDER AND PASSENGER

The HP rider footrest system provides optimum ergonomics and sportiness thanks to its dynamic look and many adjustment options. It is milled from a high-strength aluminium alloy, is particularly lightweight and offers optimum corrosion protection thanks to its three-colour anodisation.

The milled HP passenger footrest is perfectly matched in shape and material to the corresponding HP rider footrests.

To be fitted and/or enabled in a specialist workshop, ideally at your authorised BMW Motorrad Retailer.

1 HP rider footrest system, right



2 HP rider footrest system, left



3 HP passenger footrest



HP MILLED BRAKE AND CLUTCH LEVERS

The ergonomically optimised HP clutch lever made of grey anodised aluminium is adjustable and underlines the sportiness of the motorcycle.

The HP brake lever made of grey anodised aluminium emphasises the sportiness of the bike and can be ergonomically adjusted to the hand width in five steps.

To be fitted and/or enabled in a specialist workshop, ideally at your authorised BMW Motorrad Retailer.

PRO GEAR-SHIFT ASSIST

The Shift Assistant Pro makes it easy to shift up and down without actuating the clutch.

To be fitted and/or enabled in a specialist workshop, ideally at your authorised BMW Motorrad Retailer.

1 HP milled clutch lever



2 HP milled brake lever



Original BMW Motorrad equipment is available from your authorised BMW Motorrad Retailer.

HP ENGINE PROTECTORS



The HP engine protector offers improved protection against damage to engine components with its replaceable plastic slip pads.

To be fitted and/or enabled in a specialist workshop, ideally at your authorised BMW Motorrad Retailer. Not available in conjunction with engine protection bar.

HP FORGED WHEELS



The black anodised HP forged front wheel offers improved handling and suspension characteristics thanks to its weight advantage.

The black anodised rear HP forged wheel (not shown) is lighter than the standard wheel and provides a noticeable increase in riding dynamics in fast S-bends.

To be fitted and/or enabled in a specialist workshop, ideally at your authorised BMW Motorrad Retailer.

HP CARBON BOLT-ON PARTS

Superlative performance is a given with these bolt-on parts. They're elegant, exclusive and durable – each one a masterpiece in its own right. And if perfection's what you're after, you've hit the jackpot here because they're made of carbon, the ultimate lightweight material. An unbeatable combination of stylish looks and technical expertise.

Small mounting parts included.
For more detailed information, contact your authorised BMW Motorrad Retailer or go online at bmw-motorrad.com.

1 HP carbon front wheel cover



2 HP carbon rear wheel cover



3 HP carbon cockpit fairing



4 HP carbon fuel filler cap



5 HP carbon pinion cover



6 HP carbon cover for number plate carrier



HP CHAIN TENSIONER



The HP chain tensioner offers high-precision adjustment of chain tension and rear-wheel alignment. It's securely attached to the swing arm, which makes it easier to fit the rear wheel.

HP ASSEMBLY STAND MOUNTING



The high-quality HP assembly stand mounting is made of high-strength, CNC-milled aluminium and enables the use of the rear Sport assembly stand. The existing rollers prevent the assembly stands from slipping and thus protect the motorcycle from possible scratches.

STORAGE

TOURING CASES

With a volume of approx. 31 litres on each side, the high-quality hard shell touring case offers ample space for luggage or a motorcycle helmet. The splashproof case with painted lid can be locked and is the perfect travel companion for short or longer tours.

1 Touring case, Racing red



2 Touring case, Light white



3 Touring case, Black storm metallic



Original BMW Motorrad equipment is available from your authorised BMW Motorrad Retailer.

LINERS FOR TOURING CASES

The matching liner for the touring case gets the luggage organised and facilitates loading and unloading. The carry handle and shoulder strap make the bag easy to access and transport. A three-sided all-round two-way zip allows quick access to the contents.



CASE HOLDER

The touring case can be easily and securely attached to the sturdy black painted steel case holder.

Also available as an equipment option.



SMALL TOPCASE AND BACKREST PAD

The waterproof topcase has a capacity of 30l and a maximum load of 5 kg – perfect for a helmet, for example. The lid has the same paintwork as the touring case and is equipped with a soft-close mechanism. A backrest pad and central locking functionality are also available upon request.

1 Small topcase, Racing red



2 Small topcase, light white



3 Small topcase, Black storm metallic



4 Small topcase, Granite grey metallic matt



LINER FOR SMALL TOPCASE

The matching tailored liner for the topcase gets the luggage organised and facilitates loading and unloading. The carry handle and shoulder strap make the bag easy to access and transport. The practical details include the outside pocket and the three-sided zipper.



LARGE TOPCASE AND BACKREST PAD

This waterproof topcase offers ample space for up to two helmets with a volume of 49 litres. The lid optionally available in only primed, Granite grey metallic matt, Light white, Black storm metallic or Racing red (not shown) allows customised paintwork in the desired or vehicle colour. Practical options are the matching liner or backrest pad for the passenger.

To be fitted and/or enabled in a specialist workshop, ideally at your authorised BMW Motorrad Retailer.

1 Large topcase, Granite grey metallic matt



2 Large topcase, Light white



3 Large topcase, Black storm metallic



LINER FOR LARGE TOPCASE

The matching liner for the large topcase gets the luggage organised and facilitates loading and unloading. The carry handle and shoulder strap make the bag easy to access and transport. Practical details include two external patch pockets and the three-sided all-round zipper.

LUGGAGE GRID AND TOPCASE HOLDER

The sturdy, stylish luggage carrier is ideal for reliably securing the topcase. In addition, it serves as a convenient handle for the passenger and is also ideal for using as a pushing aid when jacking up and manoeuvring.



LED INDICATORS

A shining example: The beautifully designed LED indicators with white turn indicator glass convince with their slim design and modern lighting technology. They respond much faster than incandescent lamps and are virtually wear-free. This provides a clear safety advantage in road traffic.

To be fitted and/or enabled in a specialist workshop, ideally at your authorised BMW Motorrad Retailer.



TANK BAG AND MAP POCKET FOR TANK BAG

The tank bag is made of durable PU-coated polyester fabric with a waterproof main compartment and strap fastening and can be expanded from 10 litres to 15 litres. The water-repellent outside pocket offers additional stowage space. The carry handle and the detachable shoulder strap are further practical features.

The removable and waterproof A4 map pocket ideally complements the tank bag.

1 Tank bag



2 Waterproof map pocket for tank bag



ERGONOMICS & COMFORT

TINTED WINDSCREEN



The tinted windscreen emphasises the sporty look of the motorcycle. The special coating also permanently prevents scratches.

To be fitted and/or enabled in a specialist workshop, ideally at your authorised BMW Motorrad Retailer.

CRUISE CONTROL RETROFIT SET



Also available as an equipment option.

To be fitted and/or enabled in a specialist workshop, ideally at your authorised BMW Motorrad Retailer. For more detailed information, contact your authorised BMW Motorrad Retailer or go online at [bmw-motorrad.com](https://www.bmw-motorrad.com).

SEATS

All seats are available in two heights, for the perfect knee angle.

Specially developed for the BMW S 1000 XR and finished to the highest standards, the padded HP sport seat offers increased comfort on longer journeys.

- 1 Seat height: 855 mm; step length: 1,925 mm
- 2 Seat height: 840 mm; inner leg curve: 1,894 mm
- 3 Seat height: 840 mm; inner leg curve: 1,894 mm
- 4 Also available as optional equipment
Seat height: 820 mm; inner leg curve: 1,860 mm

1 HP sport seat, high



2 HP sport seat



3 Seat



4 Low seat



CENTRE STAND



The stable centre stand ensures a safe stand for the motorcycle even on slopes and offers advantages, for example, when refuelling, mounting cases and topcases or checking tyre pressure. The motorcycle also takes up less space when parked upright.

To be fitted and/or enabled in a specialist workshop, ideally at your authorised BMW Motorrad Retailer.

HEATED GRIPS



Comfort meets safety. The practical heated grips keep hands pleasantly warm even on cold days and also more responsive. The grip heating controlled by the on-board computer continuously detects the outside temperature via sensors and adjusts the heat output.

To be fitted and/or enabled in a specialist workshop, ideally at your authorised BMW Motorrad Retailer. For more detailed information, contact your authorised BMW Motorrad Retailer or go online at [bmw-motorrad.com](https://www.bmw-motorrad.com).

NAVIGATION & COMMUNICATION

BMW MOTORRAD NAVIGATOR VI

With the multifunctional Navigator VI, route planning becomes child's play. The system with 16 GB flash memory and a five-inch touch screen always shows the right way. Thanks to the circular polarisation filter (CPOL), the waterproof display is easy to read even in direct sunlight. The high-resolution screen in a casing similar to a smartphone provides all the essential information and ensures that you can see the big picture required in every situation. Numerous additional functions make planning and touring an exciting experience. Plan your routes can be created according to your personal preferences and enjoy driving on winding and quiet side roads. In unknown terrain, the "round trip" option is a good choice as it reliably guides the rider at the end of the tour back to the starting point. The Bluetooth connection to the BMW Motorrad communication system and the optional Smartphone Link app enable multimedia on the go: navigation announcements, telephone calls and music streaming as well as the retrieval of weather forecasts or traffic jam information are no problem. Navigation preparation adds further functions such as "My Motorcycle", and the multi-controller on the handlebars offers an alternative control option. Choose the pre-installed map data, and you will always be up to date thanks to lifelong, free map updates.

For more detailed information, contact your authorised BMW Motorrad Retailer or go online at bmw-motorrad.com.



SAFETY

HAND PROTECTORS

This tough hand protector is made of shatter-proof, UV-resistant plastic and provides effective protection for the hands against low branches and flying stones. Also available as optional equipment.



ENGINE PROTECTION BARS

The stainless steel, electropolished engine protection bars provide effective protection for the sides of the engine, without compromising the lean angle.

To be fitted and/or enabled in a specialist workshop, and ideally at your authorised BMW Motorrad Retailer. Not available in conjunction with engine protectors. Small mounting parts are not included. For more detailed information, contact your authorised BMW Motorrad Retailer or go online at bmw-motorrad.com.



ANTI-THEFT ALARM SYSTEM (NOT SHOWN)

The anti-theft alarm system reacts to changes in position and vibrations with a clearly audible signal and a flashing warning lights system. Thanks to the warning, passers-by quickly become aware. The system is conveniently activated by remote control.

To be fitted and/or enabled in a specialist workshop, and ideally at your authorised BMW Motorrad Retailer.

ABS PRO ENABLING CODE (NOT SHOWN)

The BMW Motorrad ABS Pro is available in all riding modes and also adapts the ABS control to the motorcycle's lean angle. The system is perfectly adapted to the selected riding mode and ensures optimum braking performance even in bends. The motorcycle does not right itself and remains on course.



ACCESSORIES FOR BMW R 1250 GS



HP PARTS

HP SPORTS SILENCER



A top-class feature for top quality sound. The sleek, high-quality titanium slip-on silencer with carbon end-cap delivers a powerful rumble. In addition, the sports silencer developed with Akrapovič is weight-optimised compared to the standard silencer.

Not approved for the USA.

HP HAND LEVER, ADJUSTABLE



The CNC-milled HP hand levers made of anodised aluminium combine functionality and aesthetics. The grip width can be adjusted in five steps (brake lever) or three steps (clutch lever) using a setting screw and thus adapted to individual requirements. The look with HP logo also emphasises the bike's sportiness.

HP COVERS FOR EXPANSION TANKS



The HP cover for expansion tanks made of anodised aluminium also adds to the bike's sporty character. The high-quality milled cover with HP branding emphasises the high-performance claim and also provides for an attractive customisation of the bike.

HP MIRRORS



The high-quality HP mirrors are made of milled aluminium and emphasise the sporty character of the bike. The low-vibration construction and aerodynamic shape ensure excellent visibility. The attractive design with BMW Motorrad inscription also creates a strong individualisation effect.

HP ENGINE HOUSING COVER, FRONT



The HP engine housing cover made of anodised aluminium also adds to the bike's sporty character. The high-quality milled cover and HP branding emphasise the high-performance standard and also guarantee an attractive customisation of the bike.

HP FOOT LEVER AND RIDER FOOTRESTS, ADJUSTABLE



The HP rider footrests with plastic footplates are adjustable in three positions and provide maximum comfort and surefootedness on and off-road. The high-quality milled parts made of anodised aluminium provide more control especially when riding in a standing position. The exclusive look with HP logo also emphasises the bike's performance-based character.

The milled HP foot levers made of anodised aluminium are adjustable and come in sporty HP blue / silver / black. With the right set up, the foot levers can also be operated better and more sensitively when riding while standing up during off-road use. The exclusive look with HP logo also emphasises the bike's performance-based character.

HP CYLINDER HEAD COVERS



The HP cylinder head covers made of anodised aluminium give the opposed-twin engine an attractive appearance. The high-quality milled covers and HP branding highlight the motorcycle's sporty character. The HP oil filler plug perfectly matches the cylinder head covers.

STORAGE

ALUMINIUM CASES

The perfect solution for touring fans who place the highest demands on themselves and their equipment: the aluminium case for mounting on the left-hand side offers 44 litres of storage space. The aluminium case for mounting on the right-hand side offers 36 litres of storage space. This robust piece of transport equipment is dust- and waterproof. Many practical details impress even under extreme conditions.

Not available in conjunction with LED indicators at the rear with short base TNR 8 522 499; install LED indicators with long base TNR 8 522 500 if necessary. For information on individual speed and load restrictions, please refer to the instruction booklet.

1 Aluminium case



2 Aluminium case, black



ALUMINIUM TOPCASE

The waterproof topcase has a capacity of 32 litres and lashing eyes for securing additional luggage. And with the optional backrest pad added, it provides increased comfort for the passenger.

For information on speed and load limitations, please refer to the instruction booklet.

1 Aluminium topcase, 32l



2 Aluminium topcase, black, 32l



3 Aluminium backrest pad for aluminium topcase



CASE HOLDER AND TOPCASE CARRIER FOR ALUMINIUM CASES

The aluminium side cases and the Atacama side bags can be easily and securely attached to the sturdy case rack made of polished or black powder-coated stainless steel. In addition to a typical Enduro appearance, the case rack also serves as a traction point for off-road use.

The Atacama luggage roll or other pieces of luggage can be attached to the sturdy topcase carrier made of powder-coated stainless steel.

1 & 2

Not available in conjunction with Rallye seat with luggage plate. Only available in conjunction with part number 77 30 8 546 226 (cover kit for holes for grab handles) if the standard passenger grab handles have been removed.

2 & 4

When used with aluminium cases, the black coating rubs off at the contact points.

1 Case holder for aluminium cases



2 Black case holder for aluminium cases



3 Topcase carrier for aluminium topcases



4 Black topcase carrier for aluminium topcases



CARRY HANDLE FOR ALUMINIUM CASE / TOPCASE

Convenient and functional: The practical carry handles for aluminium cases and topcases make it easy to transport the luggage to and from the bike. If the cases are mounted, additional luggage can also be attached to the handles.



LINER FOR ALUMINIUM CASES AND ALUMINIUM TOPCASES

The waterproof liner for the aluminium case gets the luggage organised and facilitates loading and unloading. The carry handle and shoulder strap make the bag easy to access and transport. Alternatively, the sturdy bag can also be attached to the outside of the case, creating additional storage space.



LUGGAGE COMPARTMENT SEPARATING NET FOR ALUMINIUM CASES

The luggage net for aluminium cases and topcases creates more order and makes it easier to access frequently used items. The highly flexible net is attached to the inside of the lid and ensures that luggage such as raincoats, folding backpacks, toiletry bags and sneakers are always at hand when the case is opened.



ATACAMA LUGGAGE SYSTEM

The Atacama side bags convince with clever details and a combined storage volume of 60 litres. In addition to the waterproof liners, various storage compartments provide additional space. Quick-release fasteners for easy mounting on the motorcycle and sturdy carry handles ensure a secure hold and extremely practical handling.

The extremely durable Atacama luggage roll sports many clever details and an enormous storage volume of 40 litres.

The Atacama side bags and roll bag and other pieces of luggage or helmets can be secured to the motorcycle using the lockable tension straps with steel core.

1
Only available in conjunction with case rack for aluminium cases. For information on speed and load restrictions, please refer to the instruction booklet.

3
For information on speed and load limitations, please refer to the instruction booklet. Rubs off at the contact points.

1 Atacama side bags



2 Tensioning straps for Atacama side bags, lockable



3 Atacama luggage roll, 40l



4 Tensioning strap for Atacama roll bag, lockable



VARIABLE CASES

With its patented adjustment mechanism, the variable case offers stowage space of 30 to 39 litres (left) and/or 20 to 29 litres (right). The adjustable volume offers benefits, especially in city traffic, as the width of the case can be reduced at the same time. Naturally the variable case is waterproof and also suitable for off-road use.

The variable cases can be easily and securely attached to the sturdy case racks on both sides of the motorcycle. The racks are perfectly integrated into the overall appearance of the motorcycle.

1 Variable case



3 Case holders for variable cases



4 Case holders for black variable cases



ALUMINIUM TOPCASE AND BACKREST PAD

The variable topcase with its patented adjustment mechanism offers a variable volume from 25 to 35 litres. The variable topcase, made of robust plastic, is waterproof, suitable for off-road use and has a large GS inscription.

The backrest pad for the variable topcase offers the passenger more comfort both on short trips and on long tours.

1 Variable topcase



2 Backrest pad



LINER FOR VARIABLE CASE AND TOPCASE



The liners for the variable cases and the variable topcase get the luggage organised and facilitate loading and unloading. The bag is quick to hand and easy to carry thanks to the carry handle and shoulder strap. Practical details include the mesh partition with a zippered compartment in the lid and the volume which can be varied by an all-round zipper.

LUGGAGE PLATE FOR PASSENGER SEAT



The luggage plate made of black painted plastic replaces the passenger seat and offers the ideal basis for safely transporting luggage. In combination with the variable cases, the result is a wide, flat packing surface on which even larger objects can be secured close to the vehicle's centre of gravity.

Not available in conjunction with Rallye seat with luggage plate. Only available in conjunction with part number 77 30 8 546 226 (cover kit for holes for grab handles) if the standard passenger grab handles have been removed.

TRIMS FOR GRAB HANDLE HOLES



The trims for grab handle holes cover the open holes when the passenger grab handles are removed and thus protect against dirt. They also create a typical Enduro appearance.

LARGE TOPCASE, 49 L AND BACKREST PAD

This waterproof topcase offers ample space for up to two helmets with a volume of 49 litres. The lid optionally available in only primed, Granite grey metallic matt or Racing red allows customised paintwork in the desired or vehicle colour. Practical options are the matching liner or backrest pad for the passenger.

Only available in conjunction with luggage carrier and topcase carrier.

1 Large topcase, 49 l



2 Backrest pad for large topcase



TANK BAG AND MAP POCKET

The tank bag, made of durable PVC-coated polyester fabric with a waterproof main compartment and belt attachment, offers intelligent details such as the cable duct and fastening loops for the additional waterproof DIN A4 map pocket; its volume can be expanded from 11 to 15 litres as required. Extra space is available with the exterior pocket.

The small tank bag made of PVC-coated polyester fabric with belt attachment is the ideal companion for short trips. The waterproof main compartment with an liner offers intelligent details such as the cable duct and fastening loops for the waterproof A4 map pocket and has a volume of 8 litres.

The removable and waterproof A4 map pocket ideally complements the tank bag.

For information on speed and load restrictions, please refer to the instruction booklet.

1 Large tank bag, 11–15 l



2 Small tank bag, 8 l



3 Map pocket for tank bag



BAG FOR PASSENGER SEAT, 14–18 L

With a waterproof main compartment which can be expanded from 14 to 18 litres, this durable bag for the passenger seat offers enough storage space for the daily ride to work or for day trips. The three-sided zip fastener allows quick access, while the functional carrying handle facilitates transport.

For information on speed and load restrictions, please refer to the instruction booklet.



BAG FOR FRAME

The lined pocket made of PVC-coated polyester fabric is attached to the frame below the rider's seat and does not restrict freedom of movement. Now smaller items are also always on board while on the road. The water-repellent zip fastener with non-slip zipper allows quick access.



ADDITIONAL BAG UNDER LUGGAGE CARRIER

The small and practical bag made of durable polyester fabric with a PVC coating creates additional stowage space under the luggage carrier. This means that smaller items that the rider does not want to do without on the road are always on board.

Not available in conjunction with the aluminium luggage carrier.



POCKET FOR WIND DEFLECTOR

The high-quality pockets made of PVC-coated polyester fabric are attached behind the trim panel and thus allow quick access to the contents. The lined storage space is particularly suitable for smaller items such as smartphones up to 5 inches, which are safe and protected there.



TOPCASE CARRIER FOR LUGGAGE CARRIER (NOT SHOWN)

The topcase carrier is the ideal link between the BMW topcase and the motorcycle. It is made of electropolished, stainless steel and allows the variable topcase to be mounted easily. In addition, the carrier offers additional attachment points for lashing luggage.



DESIGN

OPTION 719 CLASSIC HAND LEVERS, ADJUSTABLE



The Classic hand levers of the exclusive Option 719 are milled from an anodised aluminium alloy. The grip width can be adjusted in five steps (brake lever) or three steps (clutch lever) using a setting screw and thus adapted to individual requirements. The high-quality Billet Pack parts with Option 719 branding add value to the bike.

To be fitted and/or enabled in a specialist workshop, and ideally at your authorised BMW Motorrad Retailer.

OPTION 719 CLASSIC COVERS FOR EXPANSION TANKS



The Option 719 Classic covers for expansion tanks set an elegant, design highlight with their silver-coloured appearance. The milled cover made of anodised aluminium bears the inscription "Option 719". Together with the other special parts of Option 719 an exclusive customisation effect is created.

OPTION 719 CLASSIC ENGINE HOUSING COVER, FRONT



The Option 719 Classic engine housing cover sets an elegant, design highlight with its silver-coloured look. The high-quality milled cover made of anodised aluminium bears the "Option 719" inscription. Together with the other special parts of Option 719 an exclusive customisation effect is created.

To be fitted and/or enabled in a specialist workshop, and ideally at your authorised BMW Motorrad Retailer.

OPTION 719 ADJUSTABLE CLASSIC RIDER FOOTRESTS AND FOOT LEVERS



The Classic aluminium rider footrests with plastic footplate are adjustable in three positions and provide maximum comfort and surefootedness on and off-road. The high-quality milled parts of the exclusive Option 719 provide additional stability and even better control of the motorcycle when riding in a standing position, especially off-road.

The exclusive Option 719 Classic foot levers are milled from anodised aluminium and are individually adjustable. With the right set up, the foot levers can also be operated better and more sensitively when riding while standing up during off-road use. The high-quality Billet Pack parts with Option 719 branding add value to the bike.

To be fitted and/or enabled in a specialist workshop, and ideally at your authorised BMW Motorrad Retailer.

OPTION 719 CLASSIC CYLINDER HEAD COVERS



The Classic cylinder head covers of the exclusive Option 719 add design highlights with their silver-coloured appearance. The high-quality milled covers made of anodised aluminium bring the opposed-twin engine into the spotlight. The exclusive special parts bear the inscription "Option 719" and emphasise the high-quality character of the bike.

To be fitted and/or enabled in a specialist workshop, and ideally at your authorised BMW Motorrad Retailer.

OPTION 719 CLASSIC OIL FILLER PLUG



The safety screw for the oil filler neck is locked using a special Allen® key, preventing theft of the cover. At the same time, unauthorised access and contamination of the oil by foreign substances is prevented. The high-quality aluminium lock has a BMW Boxer inscription.

OPTION 719 SILVER MIRRORS



The Option 719 silver-coloured mirrors are made of milled aluminium and highlight the high-quality character of the bike. The low-vibration construction and aerodynamic shape ensure excellent visibility. The attractive design also creates a strong individualisation effect.

CHROME-PLATED EXHAUST MANIFOLD



The chrome-plated exhaust manifold further enhances the motorcycle's appearance. This elegant manifold can be combined with the standard silencer or the HP sport silencer.

CHROME-PLATED REAR SILENCER



The high-quality chrome-plated rear silencer perfectly harmonises with other motorcycle chrome applications.

To be fitted and/or enabled in a specialist workshop, and ideally at your authorised BMW Motorrad Retailer.

BLACK REAR FOOTRESTS BRACKET



To be fitted and/or enabled in a specialist workshop, and ideally at your authorised BMW Motorrad Retailer.

REAR-WHEEL COVER



The milled aluminium rear-wheel cover emphasises the dynamic design of the bike. The black anodised covers with BMW Motorrad inscription and a diameter of 62 mm enhance the motorcycle visually and technically.

"STYLE" BLACK RADIATOR COWLS



The stainless steel "Style" radiator cowls are not only resistant to detergents due to their black coating, but also their colour does not fade even in direct sunlight. Together with the other optional equipment in Black, they emphasise the dynamic character of the bike.

LED INDICATORS



A shining example: the elegant LED indicators with white indicator glass match the motorcycle's look and also enhance it. Moreover, they impress with their sleek design and modern lighting technology. For example, they respond faster than classic bulbs and are virtually wear-free.

Note the differences in national-market versions.
To be fitted and/or enabled in a specialist workshop, and ideally at your authorised BMW Motorrad Retailer.

EXTENDED FRONT-WHEEL COVER



The larger front-wheel cover emphasises the BMW R 1250 GS's Enduro style and offers improved spray protection.



ERGONOMICS & COMFORT

WINDSCREENS

The high-quality windscreen with its dark tint impressively underlines the motorcycle's sporty look. It has the same dimensions as the standard windscreen and, thanks to its scratch-resistant coating on both sides, ensures great, lasting visibility in all conditions.

The Rallye windscreen was specially developed for off-road use. It is small enough to give the rider a clear view of the terrain and yet offers protection and freedom of movement when riding in a standing position. The Enduro-specific appearance underlines the machine's off-road potential.

1
Note the differences in national-market versions.
To be fitted and/or enabled in a specialist workshop, and ideally at your authorised BMW Motorrad Retailer.

1 Windscreen, tinted



2 Rallye windscreen, tinted



3 Rallye screen



EXCLUSIVE RIDER AND PASSENGER SEAT

Thanks to the smooth but very dimensionally stable soft-touch insert, the Exclusive rider's seat offers a noticeable improvement in seating comfort even on longer journeys. The high-quality impression invite the riders to get on the bike as soon as they see it.

The Exclusive rider's seat with the soft-touch insert is 20 mm higher and offers particularly tall riders noticeably better seating comfort.

The lower Exclusive rider's seat makes getting on and off the bike easier and offers a noticeable improvement in seating comfort thanks to the soft-touch insert.

Thanks to the smooth but very dimensionally stable soft-touch insert, the Exclusive passenger seat offers a noticeable improvement in seating comfort and invites the passenger to get on. The seat is also available in a narrow design.

- 1 Exclusive high rider seat**
Seat height: 870 mm/890 mm;
step length: 1,910 mm/1,950 mm
Only available in conjunction with appropriate passenger or rider seat.
- 2 Exclusive low rider seat**
Seat height: 820 mm/840 mm;
step length: 1,820 mm/1,860 mm
Only available in conjunction with appropriate passenger or rider seat.
- 3 Exclusive rider seat**
Seat height: 850 mm/870 mm;
step length: 1,870 mm/1,910 mm
Only available in conjunction with appropriate passenger or rider seat.
- 4** Only available in conjunction with appropriate passenger or rider seat.

1 Exclusive rider seat, high



2 Exclusive rider seat, low



3 Exclusive rider seat



4 Exclusive passenger seat



RIDER AND PASSENGER SEAT

The rider seat in black is 20 mm higher and offers particularly tall riders noticeably better seating comfort. 20 mm lower than the standard version, this black rider's seat makes climbing on and off easier and keeps the ground within easy reach.

Thanks to an additional soft-touch foam layer, the 20 mm higher comfort seat offers a noticeable increase in seating comfort and thus even more carefree kilometres. The soft, structured cover and exclusive design ensure a high-quality look.

The lower Comfort rider seat in an exclusive design offers a noticeable improvement in seating comfort and makes getting on and off the bike easier.

The comfort passenger seat offers a noticeable improvement in seating comfort thanks to an additional soft-touch foam layer.

- 1

High rider seat
Seat height: 870 mm/890 mm;
step length: 1,910 mm/1,950 mm
Only available in conjunction with appropriate passenger or rider seat.
- 2

Low rider seat
Seat height: 820 mm/840 mm;
step length: 1,820 mm/1,860 mm;
Only available in conjunction with appropriate passenger or rider seat.
- 3

Comfort rider seat, high
Seat height: 850 mm/870 mm;
step length: 1,920 mm/1,940 mm
- 4

Comfort rider seat, low
Seat height: 820 mm/840 mm;
step length: 1,820 mm/1,860 mm;
- 5

Only available in conjunction with appropriate passenger or rider seat.

1 High rider seat



2 Low rider seat



3 Comfort rider seat, high



4 Comfort rider seat, low



5 Comfort passenger seat



RALLYE SEAT WITH LUGGAGE PLATE

The narrow Rallye seat with harder padding gives riders maximum freedom of movement. There is still room for the passenger. On the small luggage plate with a GS inscription, objects can be attached close to the vehicle's centre of gravity.

- 1

Rallye seat, high
Seat height: 880 mm
step length: 1,920 mm
- 2

Rallye seat, low
Seat height: 860 mm
step length: 1,880 mm

1 Rallye seat, high, with luggage plate



1 Rallye seat, low, with luggage plate



ADJUSTABLE FOOTBRAKE LEVER AND GEARSHIFT LEVER

The set, consisting of a height-adjustable foot brake lever and a gearshift lever with adjustable kick lever, can be adapted to individual needs. When suitably adjusted, the foot levers can be optimally operated or regulated and allow even better vehicle control especially when riding off-road in a standing position

To be fitted and/or enabled in a specialist workshop, and ideally at your authorised BMW Motorrad Retailer.



ENDURO FOOTRESTS



The Enduro footrest has a wider and longer tread area and therefore offers more support and non-slip footing. This enables better vehicle control when riding off-road in a standing position without restricting the operability of the gearshift lever.

To be fitted and/or enabled in a specialist workshop, and ideally at your authorised BMW Motorrad Retailer.

BLACK RIDER FOOTREST, ADJUSTABLE



The spring-mounted rider footrests with plastic footplate are adjustable in three positions and provide maximum comfort and sure-footedness on and off-road. This means additional stability and even better control of the motorcycle when riding in a standing position, especially off-road.

To be fitted and/or enabled in a specialist workshop, and ideally at your authorised BMW Motorrad Retailer.

PRO GEAR-SHIFT ASSIST



The shift assistant Pro allows shifting up and down in almost all load ranges and engine speed ranges without actuating the clutch or throttle. The assistant thus ensures noticeably reduced shifting times, a relief of the clutch hand and thus greater comfort and dynamics.

BLACK ADJUSTABLE GEARSHIFT LEVER

The black anodised gearshift lever can be adapted to the rider's shoe size and provides greater operating comfort when riding in a standing position. The kick lever can be adjusted using a screw so that the distance between the kick lever and the footrest can be customized. This means that even riders with large feet can enjoy riding.



PRO RIDING MODES RETROFIT SET (NOT SHOWN)

The Pro riding modes can be retrofitted using an enabling code. Riders without Pro riding modes therefore do not have to do without the modern safety features. Retrofitting is possible with the Pro, Pro with DTC or Pro with ABS Pro riding modes.

To be fitted and/or enabled in a specialist workshop, and ideally at your authorised BMW Motorrad Retailer.

HEATED GRIPS AND SWITCHES (NOT SHOWN)

Comfort meets safety. The practical heated grips keep hands pleasantly warm even on cold days and also more responsive. The grip heating controlled by the on-board computer continuously detects the outside temperature via sensors and adjusts the heat output.

To be fitted and/or enabled in a specialist workshop, and ideally at your authorised BMW Motorrad Retailer.

CRUISE CONTROL RETROFIT SET (NOT SHOWN)

The electronic cruise control can be activated from 30 km/h and keeps the driving speed constant. This makes it possible to enjoy longer motorway stretches in a relaxed style. The function is deactivated on braking, and the selected speed is automatically adopted after activating the Resume button.

To be fitted and/or enabled in a specialist workshop, and ideally at your authorised BMW Motorrad Retailer.



NAVIGATION & COMMUNICATION

BMW MOTORRAD NAVIGATOR VI

With the multifunctional Navigator VI, route planning becomes child's play. The system with 16 GB flash memory and a five-inch touch screen always shows the right way. Thanks to the circular polarisation filter (CPOL), the waterproof display is easy to read even in direct sunlight. The high-resolution screen in a casing similar to a smartphone provides all the essential information and ensures that you can see the big picture required in every situation. Numerous additional functions make planning and touring an exciting experience. Plan your routes can be created according to your personal preferences and enjoy driving on winding and quiet side roads. In unknown terrain, the "round trip" option is a good choice as it reliably guides the rider at the end of the tour back to the starting point. The Bluetooth connection to the BMW Motorrad communication system and the optional Smartphone Link app enable multimedia on the go: navigation announcements, telephone calls and music streaming as well as the retrieval of weather forecasts or traffic jam information are no problem. Navigation preparation adds further functions such as "My Motorcycle", and the multi-controller on the handlebars offers an alternative control option. Choose the pre-installed map data, and you will always be up to date thanks to lifelong, free map updates.

With the help of the preparation for navigation device retrofit, motorcycles without navigation preparation can be retrofitted accordingly. Navigation preparation with a bracket and Mount Cradle for the instrument cluster integrates the BMW Navigator neatly into the cockpit and thus into the rider's direct field of vision.

Note the differences in national-market versions. Only available in conjunction with OE navigation preparation. Also available as optional equipment, option code 272

1 BMW Motorrad Navigator VI



2 Navigation preparation retrofit set



SAFETY

HAND PROTECTORS

The hand protector, made of impact-resistant and UV-resistant plastic, also protects the operating elements against branches and stone chips while riding off-road, and is aerodynamically tailored to the vehicle. On the road, the wind and weather protection offered by the protectors is also impressive: hands and fingers stay longer dry and warm even at low temperatures.

1 "Style" hand protector, Light white



2 Hand protector



CYLINDER HEAD COVER GUARD

The stainless steel cylinder-head cover guard provides excellent protection for the cylinder head cover, preventing scratches and damage caused by flying stones. It has been perfectly matched to the motorcycle, is equipped with a large rubber bumper and optimally emphasises the design and contours of the opposed-twin engine.



ENGINE PROTECTION BAR

The robust engine protection bar, made of polished stainless steel, reliably protects the cylinder area against damage without restricting the rider's freedom to lean the machine. The robust tube construction will even take hard knocks and prevent major fall damage off-road and on asphalt.



ENDURO ALUMINIUM ENGINE GUARD

The robust Enduro aluminium engine guard (also available in black) effectively protects the lower part of the engine against stone chips and damage. The aluminium engine guard, specially designed for off-road use, is two millimetres thick and significantly wider and longer than the standard engine guard. The special shape also emphasises the motorcycle's off-road look.



Engine guard, black (not shown)

To be fitted and/or enabled in a specialist workshop, and ideally at your authorised BMW Motorrad Retailer.

LED ADDITIONAL HEADLIGHTS

The powerful LED additional headlights extend the illumination to ensure the required vision in poor visibility conditions. Thus they perfectly complement the main headlight. LED technology ensures virtually wear-free operation.

To be fitted and/or enabled in a specialist workshop, and ideally at your authorised BMW Motorrad Retailer. The additional headlights are approved for use as fog lights, and may only be used in poor weather conditions. Country-specific road traffic regulations apply.



SAFETY SCREW FOR OIL FILLER CAP

The safety screw for the oil filler neck is locked using a special Allen® key, preventing theft of the cover. At the same time, unauthorised access and contamination of the oil by foreign substances is prevented. The high-quality aluminium lock has a BMW Boxer inscription.

Safety screw plug for oil filler neck, black (not shown)




SPLASH AND FLYING STONE PROTECTION ACCESSORY SET

The accessory set comprises a radiator protector and protective covers for the frame. The robust protective grilles made of impact-resistant plastic protect the radiator from damage caused by stone chips or bushes, especially off-road, while the protective covers protect the rear frame area from damage and provides splash protection when riding through rain or mud.



RADIATOR COWL



HEADLIGHT GUARD



FRAME PROTECTOR



An absolute must-have for all off-road riders: the protective grille made of shatter-proof plastic effectively protects the radiator against damage from stone chips or bushes when riding off-road. This useful extra feature for the left side is very easy to install and also highlights the motorcycle's robust Enduro look.

The headlight guard protects the main headlight against stone chip damage when riding on terrain other than public roads. The guard is intended exclusively for off-road use and can be quickly and easily screwed on or unscrewed.

To be fitted and/or enabled in a specialist workshop, and ideally at your authorised BMW Motorrad Retailer.

The frame protector made of black plastic protects the frame from scratches and prevents chafe marks caused by motorcycle boots in hard off-road use.

PROTECTIVE GLASS FOR
6.5-INCH TFT DISPLAY

The protective glass reliably protects the 6.5-inch TFT display from dirt, flying stones and damage. The hardened glass has an anti-glare and anti-reflective surface, so that the TFT display can be read easily. With BMW Motorrad inscription.



RETROFIT SET
FOR ANTI-THEFT ALARM
(NOT SHOWN)

NEW

Strong protection from theft: If the motorcycle is moved or struck violently, the anti-theft alarm system responds with a clearly audible signal and a flashing warning light. The acoustic and optical warning will draw the attention of passers-by quickly. The alarm system is activated automatically when the ignition is switched off.

Note the differences in national-market versions.
To be fitted and/or enabled in a specialist workshop,
and ideally at your authorised BMW Motorrad Retailer.

DAYTIME RUNNING LIGHT
RETROFIT SET
(NOT SHOWN)

TYRE PRESSURE CONTROL
RETROFIT SET
(NOT SHOWN)

Tyre Pressure Control (TPC) with all functions can be retrofitted by installing the control unit. TPC provides reliable information about the current tyre pressure and warns the rider about pressure loss at an early stage. The corresponding notifications and instructions are provided by the on-board computer in the cockpit.

To be fitted and/or enabled in a specialist workshop,
and ideally at your authorised BMW Motorrad Retailer.

ABS PRO RETROFIT SET
(NOT SHOWN)

To be fitted and/or enabled in a specialist workshop,
and ideally at your authorised BMW Motorrad Retailer.



ACCESSORIES FOR BMW R 1250 GS ADVENTURE



HP PARTS

HP SPORTS SILENCER



A top-class feature for top quality sound. The sleek, high-quality titanium slip-on silencer with carbon end-cap delivers a powerful rumble. In addition, the sport silencer developed with Akrapovič is weight-optimised compared to the standard silencer.

No approval for USA. Please note the specifications for different countries.

HP HAND LEVER, ADJUSTABLE



The CNC-milled HP hand levers made of anodised aluminium combine functionality and aesthetics. The grip width can be adjusted in five steps (brake lever) or three steps (clutch lever) using a setting screw and thus adapted to individual requirements. The look with HP logo also emphasises the bike's sportiness.

HP COVERS FOR EXPANSION TANKS



The HP cover for expansion tanks made of anodised aluminium also adds to the bike's sporty character. The high-quality milled cover with HP branding emphasises the high-performance claim and also provides for an attractive customisation of the bike.

HP MIRRORS



The high-quality HP mirrors are made of milled aluminium and emphasise the sporty character of the bike. The low-vibration construction and aerodynamic shape ensure excellent visibility. The attractive design with BMW Motorrad inscription also creates a strong individualisation effect.

HP ENGINE HOUSING COVER, FRONT



The HP engine housing cover made of anodised aluminium also adds to the bike's sporty character. The high-quality milled cover and HP branding emphasise the high-performance standard and also guarantee an attractive customisation of the bike.

HP FOOT LEVER AND RIDER FOOTRESTS, ADJUSTABLE



The HP rider footrests with plastic footplates are adjustable in three positions and provide maximum comfort and surefootedness on and off-road. The high-quality milled parts made of anodised aluminium provide more control especially when riding in a standing position. The exclusive look with HP logo also emphasises the bike's performance-based character.

The milled HP foot levers made of anodised aluminium are adjustable and come in sporty HP blue / silver / black. With the right set up, the foot levers can also be operated better and more sensitively when riding while standing up during off-road use. The exclusive look with HP logo also emphasises the bike's performance-based character.

HP CYLINDER HEAD COVERS



The HP cylinder head covers made of anodised aluminium give the opposed-twin engine an attractive appearance. The high-quality milled covers and HP branding highlight the motorcycle's sporty character. The HP oil filler plug perfectly matches the cylinder head covers.

STORAGE

ALUMINIUM CASES

The perfect solution for touring fans who place the highest demands on themselves and their equipment: the aluminium case for mounting on the left-hand side offers 44 litres of storage space. The aluminium case for mounting on the right-hand side offers 36 litres of storage space. This robust piece of transport equipment is dust- and waterproof. Many practical details impress even under extreme conditions.

Not available in conjunction with LED indicators at the rear with short base TNR 8 522 499; install LED indicators with long base TNR 8 522 500 if necessary. For information on speed and load restrictions, please refer to the instruction booklet.

1 Aluminium case



2 Aluminium case, black



ALUMINIUM TOPCASE

The waterproof topcase has a capacity of 32 litres and lashing eyes for securing additional luggage. And with the optional backrest pad added, it provides increased comfort for the passenger.

For information on speed and load limitations, please refer to the instruction booklet.

1 Aluminium topcase, 32l



2 Aluminium topcase, black, 32l



3 Aluminium backrest pad for aluminium topcase



CARRY HANDLE FOR ALUMINIUM CASE / TOPCASE

Convenient and functional: The practical carry handles for aluminium cases and topcases make it easy to transport the luggage to and from the bike. If the cases are mounted, additional luggage can also be attached to the handles.



MOUNTING KIT FOR CASE RACK FOR ALUMINIUM CASES

The aluminium side cases and the "Atacama" side bags can be easily and securely attached to the sturdy case rack made of polished or black powder-coated stainless steel. In addition to a typical Enduro appearance, the case rack also serves as a traction point for off-road use.

1 & 2
Not available in conjunction with Rallye seat with luggage plate. Only available in conjunction with part number 77 30 8 546 226 (cover kit for holes for grab handles) if the standard passenger grab handles have been removed.

2 & 3
When used with aluminium cases, the black coating rubs off at the contact points.

The Atacama luggage roll or other pieces of luggage can be attached to the sturdy topcase carrier made of powder-coated stainless steel.

1 Case holders for aluminium cases



2 Black case holders for aluminium cases



3 Black topcase carrier for aluminium topcase



LINER FOR ALUMINIUM CASES AND ALUMINIUM TOPCASES

The waterproof liner for the aluminium case gets the luggage organised and facilitates loading and unloading. The carry handle and shoulder strap make the bag easy to access and transport. Alternatively, the sturdy bag can also be attached to the outside of the case, creating additional storage space.



ATACAMA LUGGAGE SYSTEM

The Atacama side bags convince with clever details and a combined storage volume of 60 litres. In addition to the waterproof liners, various storage compartments provide additional space. Quick-release fasteners for easy mounting on the motorcycle and sturdy carry handles ensure a secure hold and extremely practical handling.

The extremely durable Atacama luggage roll sports many clever details and an enormous storage volume of 40 litres.

1 Atacama side bags



3 Atacama luggage roll, 40l



LUGGAGE COMPARTMENT SEPARATING NET FOR ALUMINIUM CASES

The luggage net for aluminium cases and topcases creates more order and makes it easier to access frequently used items. The highly flexible net is attached to the inside of the lid and ensures that luggage such as raincoats, folding backpacks, toiletry bags and sneakers are always at hand when the case is opened.



The Atacama side bags and roll bag and other pieces of luggage or helmets can be secured to the motorcycle using the lockable tension straps with steel core.

1
Only available in conjunction with case rack for aluminium cases. For information on speed and load restrictions, please refer to the instruction booklet.

3
For information on speed and load limitations, please refer to the instruction booklet. Rubs off at the contact points.

2 Tensioning straps for Atacama side bags, lockable



4 Tensioning strap for Atacama roll bag, lockable



LUGGAGE PLATE FOR PASSENGER SEAT

The luggage plate made of black painted plastic replaces the passenger seat and offers the ideal basis for safely transporting luggage. In combination with the variable cases, the result is a wide, flat packing surface on which even larger objects can be secured close to the vehicle's centre of gravity.

Not available in conjunction with Rallye seat with luggage plate. Only available in conjunction with part number 77 30 8 546 226 (cover kit for holes for grab handles) if the standard passenger grab handles have been removed.



TANK BAG, 12-16 L

The waterproof liner for the aluminium case gets the luggage organised and facilitates loading and unloading. The carry handle and shoulder strap make the bag easy to access and transport. Alternatively, the sturdy bag can also be attached to the outside of the case, creating additional storage space.

For information on speed and load restrictions, please refer to the instruction booklet.



TRIMS FOR GRAB HANDLE HOLES

The trims for grab handle holes cover the open holes when the passenger grab handles are removed and thus protect against dirt. They also create a typical Enduro appearance.



BAG FOR FRAME

The lined pocket made of PVC-coated polyester fabric is attached to the frame below the rider's seat and does not restrict freedom of movement. Now smaller items are also always on board while on the road. The water-repellent zip fastener with non-slip zipper allows quick access.



BAG FOR PASSENGER SEAT, 14–18 L

With a waterproof main compartment which can be expanded from 14 to 18 litres, this durable bag for the passenger seat offers enough storage space for the daily ride to work or for day trips. The three-sided zip fastener allows quick access, while the functional carrying handle facilitates transport.

For information on speed and load restrictions, please refer to the instruction booklet.

1 Bag for passenger seat, 14–18 l



2 Bag for passenger seat, 14–18 l



POCKET FOR WIND DEFLECTOR

The high-quality pockets made of PVC-coated polyester fabric are attached behind the trim panel and thus allow quick access to the contents. The lined storage space is particularly suitable for smaller items such as smartphones up to 5 inches, which are safe and protected there.



DESIGN

OPTION 719 CLASSIC HAND LEVERS, ADJUSTABLE



The Classic hand levers of the exclusive Option 719 are milled from an anodised aluminium alloy. The grip width can be adjusted in five steps (brake lever) or three steps (clutch lever) using a setting screw and thus adapted to individual requirements. The high-quality Billet Pack parts with Option 719 branding add value to the bike.

To be fitted and/or enabled in a specialist workshop, and ideally at your authorised BMW Motorrad Retailer.

OPTION 719 CLASSIC COVERS FOR EXPANSION TANKS



The Option 719 Classic covers for expansion tanks set an elegant, design highlight with their silver-coloured appearance. The milled cover made of anodised aluminium bears the inscription "Option 719". Together with the other special parts of Option 719 an exclusive customisation effect is created.

OPTION 719 CLASSIC ENGINE HOUSING COVER, FRONT



The Option 719 Classic engine housing cover sets an elegant, design highlight with its silver-coloured look. The high-quality milled cover made of anodised aluminium bears the "Option 719" inscription. Together with the other special parts of Option 719 an exclusive customisation effect is created.

To be fitted and/or enabled in a specialist workshop, and ideally at your authorised BMW Motorrad Retailer.

OPTION 719 ADJUSTABLE CLASSIC RIDER FOOTRESTS AND FOOT LEVERS



The Classic aluminium rider footrests with plastic footplate are adjustable in three positions and provide maximum comfort and surefootedness on and off-road. The high-quality milled parts of the exclusive Option 719 provide additional stability and even better control of the motorcycle when riding in a standing position, especially off-road.

The exclusive Option 719 Classic foot levers are milled from anodised aluminium and are individually adjustable. With the right set up, the foot levers can also be operated better and more sensitively when riding while standing up during off-road use. The high-quality Billet Pack parts with Option 719 branding add value to the bike.

To be fitted and/or enabled in a specialist workshop, and ideally at your authorised BMW Motorrad Retailer.

OPTION 719 CLASSIC CYLINDER HEAD COVERS



The Classic cylinder head covers of the exclusive Option 719 add design highlights with their silver-coloured appearance. The high-quality milled covers made of anodised aluminium bring the opposed-twin engine into the spotlight. The exclusive special parts bear the inscription "Option 719" and emphasise the high-quality character of the bike.

To be fitted and/or enabled in a specialist workshop,

OPTION 719 CLASSIC OIL FILLER PLUG



The safety screw for the oil filler neck is locked using a special Allen® key, preventing theft of the cover. At the same time, unauthorised access and contamination of the oil by foreign substances is prevented. The high-quality aluminium lock has a BMW Boxer inscription.

OPTION 719 SILVER MIRRORS



The Option 719 silver-coloured mirrors are made of milled aluminium and highlight the high-quality character of the bike. The low-vibration construction and aerodynamic shape ensure excellent visibility. The attractive design also creates a strong individualisation effect.

CHROME-PLATED EXHAUST MANIFOLD



The chrome-plated exhaust manifold further enhances the motorcycle's appearance. This elegant manifold can be combined with the standard silencer or the HP sport silencer.

CHROME-PLATED REAR SILENCER



The high-quality chrome-plated rear silencer perfectly harmonises with other motorcycle chrome applications.

To be fitted and/or enabled in a specialist workshop, and ideally at your authorised BMW Motorrad Retailer.

BLACK REAR FOOTRESTS RACK



To be fitted and/or enabled in a specialist workshop, and ideally at your authorised BMW Motorrad Retailer.

REAR-WHEEL COVER



The milled aluminium rear-wheel cover emphasises the dynamic design of the bike. The black anodised covers with BMW Motorrad inscription and a diameter of 62 mm enhance the motorcycle visually and technically.

LED TURN INDICATORS

A shining example: the elegant LED indicators with white indicator glass match the motorcycle's look and also enhance it. Moreover, they impress with their sleek design and modern lighting technology. For example, they respond faster than classic bulbs and are virtually wear-free.

Note the differences in national-market versions.
To be fitted and/or enabled in a specialist workshop, and ideally at your authorised BMW Motorrad Retailer.



ERGONOMICS & COMFORT

WIND DEFLECTOR AND WINDSCREENS

The high-quality windscreen with its dark tint impressively underlines the motorcycle's sporty look. It has the same dimensions as the standard windscreen and, thanks to its scratch-resistant coating on both sides, ensures great, lasting visibility in all conditions.

The Rallye windscreen was specially developed for off-road use. It is small enough to give the rider a clear view of the terrain and yet offers protection and freedom of movement when riding in a standing position. The Enduro-specific appearance underlines the machine's off-road potential.

The tinted wind deflectors with their stylish look give the bike a particularly casual touch and provide greater riding comfort on every journey.

1 & 4
Note the differences in national-market versions. To be fitted and/or enabled in a specialist workshop, and ideally at your authorised BMW Motorrad Retailer.

1 High windscreen, tinted



2 Rallye screen



3 Wind deflector, tinted



4 Windscreen, tinted



5 Rallye windscreen, tinted



EXCLUSIVE RIDER AND PASSENGER SEAT

Thanks to the smooth but very dimensionally stable soft-touch insert, the Exclusive rider's seat offers a noticeable improvement in seating comfort even on longer journeys. The high-quality impression invite the riders to get on the bike as soon as they see it.

The Exclusive rider's seat with the soft-touch insert is 20 mm higher and offers particularly tall riders noticeably better seating comfort.

The lower Exclusive rider's seat makes getting on and off the bike easier and offers a noticeable improvement in seating comfort thanks to the soft-touch insert.

Thanks to the smooth but very dimensionally stable soft-touch insert, the Exclusive passenger seat offers a noticeable improvement in seating comfort and invites the passenger to get on. The seat is also available in a narrow design.

Only available in conjunction with appropriate passenger or rider seat.

1 Exclusive rider seat



2 Exclusive rider seat, high



3 Exclusive rider seat, low



4 Exclusive passenger seat



RIDER SEAT

The rider seat in black is 20 mm higher and offers particularly tall riders noticeably better seating comfort.

20 mm lower than the standard version, this black rider's seat makes climbing on and off easier and keeps the ground within easy reach.

Only available in conjunction with appropriate passenger or rider seat.

1 High rider seat



2 Low rider seat



RALLYE SEAT WITH LUGGAGE PLATE

The narrow and harder padded Rallye seat is tailor-made for off-road use and offers the rider maximum freedom of movement in off-road conditions. There is still room for the passenger. On the small luggage plate with a GS inscription, objects can be attached close to the vehicle's centre of gravity.



BLACK RIDER FOOTREST, ADJUSTABLE

The spring-mounted rider footrests with plastic footplate are adjustable in three positions and provide maximum comfort and sure-footedness on and off-road. This means additional stability and even better control of the motorcycle when riding in a standing position, especially off-road.



ENDURO FOOTRESTS

The Enduro footrest has a wider and longer tread area and therefore offers more support and non-slip footing. This enables better vehicle control when riding off-road in a standing position without restricting the operability of the gearshift lever.

To be fitted and/or enabled in a specialist workshop, and ideally at your authorised BMW Motorrad Retailer.



PRO RIDING MODES RETROFIT SET (NOT SHOWN)

The Pro riding modes can be retrofitted using an enabling code. Riders of older motorcycles therefore do not have to do without modern safety features. Depending on the year of manufacture, retrofitting is possible with the Pro, Pro with DTC or Pro with ABS Pro, DTC and HSC modes.

To be fitted and/or enabled in a specialist workshop, and ideally at your authorised BMW Motorrad Retailer.

HILL START CONTROL RETROFIT SET (NOT SHOWN)

The Hill Start Control (HSC) drive-off assistant can be retrofitted using an enabling code. Therefore, the driver does not have to do without the convenient assistance system. HSC makes stopping and starting on slopes easier and offers valuable support, especially when the bike has a full load.

To be fitted and/or enabled in a specialist workshop, and ideally at your authorised BMW Motorrad Retailer.

ADJUSTABLE FOOTBRAKE LEVER AND GEARSHIFT LEVER, BLACK

The set, consisting of Enduro footrests, a height-adjustable foot brake lever and a gearshift lever with adjustable kick lever, can be adapted to individual needs. When suitably adjusted, the foot levers can be optimally operated or regulated and allow even better vehicle control especially when riding off-road in a standing position.

Provides improved control when standing. With adjustable toe piece.

To be fitted and/or enabled in a specialist workshop, and ideally at your authorised BMW Motorrad Retailer.

1 Adjustable footbrake lever



2 Adjustable gearshift lever, black



PRO GEAR-SHIFT ASSIST

The shift assistant Pro allows shifting up and down in almost all load ranges and engine speed ranges without actuating the clutch or throttle. The assistant thus ensures noticeably reduced shifting times, a relief of the clutch hand and thus greater comfort and dynamics.



HEATED GRIPS AND SWITCHES (NOT SHOWN)

Comfort meets safety. The practical heated grips keep hands pleasantly warm even on cold days and also more responsive. The grip heating controlled by the on-board computer continuously detects the outside temperature via sensors and adjusts the heat output.

To be fitted and/or enabled in a specialist workshop, and ideally at your authorised BMW Motorrad Retailer.



NAVIGATION

& COMMUNICATION

BMW MOTORRAD NAVIGATOR VI

With the multifunctional Navigator VI, route planning becomes child's play. The system with 16 GB flash memory and a five-inch touch screen always shows the right way. Thanks to the circular polarisation filter (CPOL), the waterproof display is easy to read even in direct sunlight. The haigh-resolution screen in a casing similar to a smartphone provides all the essential information and ensures that you can see the big picture required in every situation. Numerous additional functions make planning and touring an exciting experience. Plan your routes can be created according to your personal preferences and enjoy driving on winding and quiet side roads. In unknown terrain, the "round trip" option is a good choice as it reliably guides the rider at the end of the tour back to the starting point. The Bluetooth connection to the BMW Motorrad communication system and the optional Smartphone Link app enable multimedia on the go: navigation announcements, telephone calls and music streaming as well as the retrieval of weather forecasts or traffic jam information are no problem. Navigation preparation adds further functions such as "My Motorcycle", and the multi-controller on the handlebars offers an alternative control option. Choose the pre-installed map data, and you will always be up to date thanks to lifelong, free map updates.

With the help of the preparation for navigation device retrofit, motorcycles without navigation preparation can be retrofitted accordingly. Navigation preparation with a bracket and Mount Cradle for the instrument cluster integrates the BMW Navigator neatly into the cockpit and thus into the rider's direct field of vision.

Note the differences in national-market versions. Only available in conjunction with OE navigation preparation.
Also available as optional equipment, option code 272

1 BMW Motorrad Navigator VI



2 Navigation preparation retrofit set



SAFETY

"STYLE" HAND PROTECTOR, LIGHT WHITE

The " Light white "Style" hand protector, made of shatter-proof and UV-resistant plastic, also protects the operating elements from branches and stone chips while riding off-road. On the road, the wind and weather protection offered by the protectors is also impressive: hands and fingers stay longer dry and warm even at low temperatures.



CYLINDER HEAD COVER GUARD

The stainless steel cylinder-head cover guard provides excellent protection for the cylinder head cover, preventing scratches and damage caused by flying stones. It has been perfectly matched to the vehicle, is equipped with a large rubber bumper and optimally emphasises the design and contours of the opposed-twin engine.



ENDURO ALUMINIUM ENGINE GUARD

The robust Enduro aluminium engine guard effectively protects the lower part of the engine against stone chips and damage. The aluminium engine guard, specially designed for off-road use, is two millimetres thick and significantly wider and longer than the standard engine guard. The special shape also emphasises the motorcycle's off-road look.


Engine guard, black
(not shown)

To be fitted and/or enabled in a specialist workshop,
and ideally at your authorised BMW Motorrad Retailer.



RADIATOR COWL

An absolute must-have for all off-road riders: the protective grille made of shatter-proof plastic effectively protects the radiator against damage from stone chips or bushes when riding off-road. This useful extra feature for the left side is very easy to install and also highlights the motorcycle's robust Enduro look.



LED ADDITIONAL HEADLIGHTS

The powerful LED additional headlights extend the illumination to ensure the required vision in poor visibility conditions. Thus they perfectly complement the main headlight. LED technology ensures virtually wear-free operation.

To be fitted and/or enabled in a specialist workshop, and ideally at your authorised BMW Motorrad Retailer. The additional headlights are approved for use as fog lights, and may only be used in poor weather conditions. Country-specific road traffic regulations apply.



SAFETY SCREW FOR OIL FILLER CAP

The safety screw for the oil filler neck is locked using a special Allen® key, preventing theft of the cover. At the same time, unauthorised access and contamination of the oil by foreign substances is prevented. The high-quality aluminium lock has a BMW Boxer inscription.

Safety screw plug for oil filler neck, black (not shown)



PROTECTIVE GLASS FOR 6.5-INCH TFT DISPLAY



The protective glass reliably protects the 6.5-inch TFT display from dirt, flying stones and damage. The hardened glass has an anti-glare and anti-reflective surface, so that the TFT display can be read easily. With BMW Motorrad inscription.

SPLASH AND FLYING STONE PROTECTION ACCESSORY SET



The accessory set comprises a radiator protector and protective covers for the frame. The robust protective grilles made of impact-resistant plastic protect the radiator from damage caused by stone chips or bushes, especially off-road, while the protective covers protect the rear frame area from damage and provides splash protection when riding through rain or mud.

HEADLIGHT GUARD



The headlight guard protects the main headlight against stone chip damage when riding on terrain other than public roads. The guard is intended exclusively for off-road use and can be quickly and easily screwed on or unscrewed.

To be fitted and/or enabled in a specialist workshop, and ideally at your authorised BMW Motorrad Retailer.

FRAME PROTECTOR



The frame protector made of black plastic protects the frame from scratches and prevents chafe marks caused by motorcycle boots in hard off-road use.

ANTI-THEFT ALARM RETROFIT SET (NOT SHOWN)

NEW

Strong protection from theft: If the motorcycle is moved or struck violently, the anti-theft alarm system responds with a clearly audible signal and a flashing warning light. The acoustic and optical warning will draw the attention of passers-by quickly. The alarm system is activated automatically when the ignition is switched off.

Note the differences in national-market versions. To be fitted and/or enabled in a specialist workshop, and ideally at your authorised BMW Motorrad Retailer.

TYRE PRESSURE CONTROL RETROFIT SET (NOT SHOWN)

Tyre Pressure Control (TPC) with all functions can be retrofitted by installing the control unit. TPC provides reliable information about the current tyre pressure and warns the rider about pressure loss at an early stage. The corresponding notifications and instructions are provided by the on-board computer in the cockpit.

To be fitted and/or enabled in a specialist workshop, and ideally at your authorised BMW Motorrad Retailer.

DAYTIME RUNNING LIGHT RETROFIT SET (NOT SHOWN)

ABS PRO RETROFIT SET (NOT SHOWN)

To be fitted and/or enabled in a specialist workshop, and ideally at your authorised BMW Motorrad Retailer.

MAINTENANCE & TECHNOLOGY

ADDITIONAL POWER SOCKET

Electronic devices can be connected to the vehicle electrical system via the 12V power socket. One example of this is the BMW USB charger, which can be used to charge and operate mobile phones and MP3 players with an appropriate interface while riding.

To be fitted and/or enabled in a specialist workshop, and ideally at your authorised BMW Motorrad Retailer.

